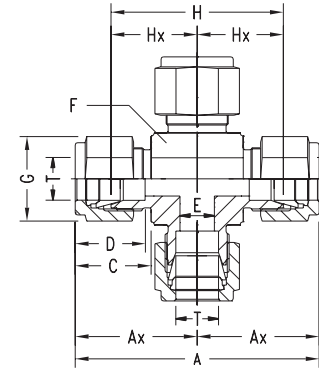


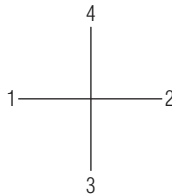
Cross N2650

INCH OD Tubes



Part No.	T Tube OD	A	Ax	C	D	E min.	F A/F	G A/F	H	Hx
N2650-02-02	1/8	44.8	22.4	15.3	12.7	2.4	11	11	31.6	15.8
N2650-04-04	1/4	53.8	26.9	17.8	15.3	4.8	14	14	39.2	19.6
N2650-06-06	3/8	61.0	30.5	19.3	16.8	7.1	17	17	46.4	23.2
N2650-08-08	1/2	72.0	36.0	21.8	22.9	10.4	22	22	51.8	25.9
N2650-12-12	3/4	79.8	39.9	21.8	24.4	15.8	27	28.5	59.4	29.7
N2650-16-16	1	98.0	49.0	26.4	31.2	22.3	35	38	73.6	36.8

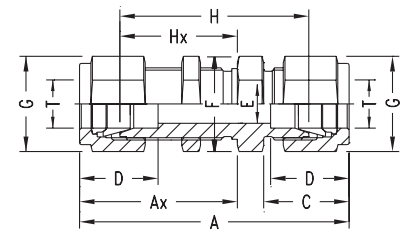
NOTE: Reducing Cross with variation in the tube sizes are available. The tube sizes are designated in the order given below.



The tube sizes are indicated in the part number in the same order above.

Bulkhead Union N2700-LN

INCH OD Tubes



Part No.	T Tube OD	A	Ax	C	D	E min.	F A/F	G A/F	H	Hx	Panel Hole Drill Size	Max. Panel Thickness
N2700-LN-01-01	1/16	31.5	17.3	11.0	8.6	1.3	11	8	23.8	13.5	5.2	3.0
N2700-LN-02-02	1/8	51.3	31.2	15.3	12.7	2.4	11	11	38.1	24.6	8.3	12.7
N2700-LN-04-04	1/4	57.6	33.6	17.8	15.3	4.8	16	14	43.0	26.2	11.5	10.1
N2700-LN-05-05	5/16	60.7	35.8	18.5	16.3	6.3	17	16	46.0	28.5	13.0	11.1
N2700-LN-06-06	3/8	62.2	36.8	19.3	7.1	7.1	22	17	47.5	29.5	14.6	11.1
N2700-LN-08-08	1/2	71.1	41.9	21.8	22.9	10.4	24	22	50.8	31.8	19.5	12.7
N2700-LN-10-10	5/8	72.6	42.7	21.8	24.4	12.7	27	25	52.3	32.5	22.6	12.7
N2700-LN-12-12	3/4	79.0	47.5	21.8	24.4	16.0	30	28.5	58.6	37.4	25.8	16.8
N2700-LN-16-16	1	95.6	57.4	26.4	31.2	22.3	35	38	71.3	45.2	33.7	19.0
N2700-LN-20-20	1-1/4	123.2	69.9	38.9	41.2	27.6	50	50	79.0	47.7	41.6	19.0
N2700-LN-24-24	1-1/2	139.2	76.4	45.2	50.0	34.0	60	57	84.8	49.3	49.6	19.0
N2700-LN-32-32	2	180.4	93.7	62.7	67.6	46.0	70	76	105.6	56.4	67.0	19.0