




Cam and Groove

Railroad Tank Car Connections


Style S²

Shank Size	Swivel Nut ¹	Iron		Aluminum	
		Part #	Price/E	Part #	Price/E
3"	5"	TCS30	\$222.30	ATCS30	\$246.70
4"	5"	TCS40	259.40	ATCS40	308.50




Style T²

Male NPT	Swivel Nut ¹	Iron		Aluminum	
		Part #	Price/E	Part #	Price/E
3"	5"	TCT30	\$222.30	ATCT30	\$252.40
4"	5"	TCT40	281.70	ATCT40	308.50



Style T²


Male NPT	Swivel Nut ¹	Stainless Steel	
		Part #	Price/E
3"	5"	RTCT30	\$634.20
4"	5"	RTCT40	741.50



Note: Stainless steel railroad tank car connections are not compatible with aluminum and brass

Style A²

Adapter	Swivel Nut ¹	Stainless Steel	
		Part #	Price/E
3"	5"	RTCA30	\$775.40
4"	5"	RTCA40³	987.25



Note: Stainless steel railroad tank car connections are not compatible with aluminum and brass

¹ All swivel nuts have standard Railroad Tank Car Thread.

² All sizes 20° below horizontal, except 3" threaded, which is 30° below horizontal.

³ Part is a welded fabrication.

Tank car connections are also available in other materials and in 2" and 2½" sizes. Consult factory for pricing and availability.

Wrenches



Pin Lug Wrench

Nuts used on	Iron	
	Part #	Price/E
Aluminum and Iron	G10	\$99.90



Long Handle Wrench

Nuts used on	Iron	
	Part #	Price/E
Stainless Steel	LHW	\$302.55