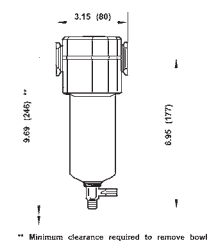
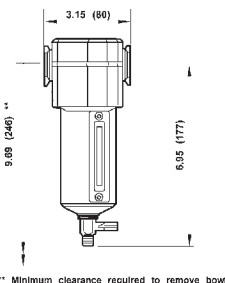


Series 1 Airline Filters



1/2" Basic Transparent Bowl with Guard

| Automatic Drain | | | | Manual Drain | | | |
|-----------------|----------------|------|-----------------|--------------|----------------|------|-----------------|
| Size | Part # | SCFM | Price/E | Size | Part # | SCFM | Price/E |
| 3/8" | F74G-3A | 112 | \$187.55 | 3/8" | F74G-3M | 112 | \$129.90 |
| 1/2" | F74G-4A | 140 | 187.55 | 1/2" | F74G-4M | 140 | 129.90 |
| 3/4" | F74G-6A | 140 | 187.55 | 3/4" | F74G-6M | 140 | 129.90 |



1/2" Basic Metal Bowl with Sight Glass

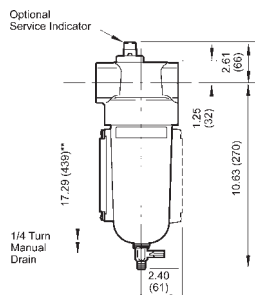
| Automatic Drain | | | | Manual Drain | | | |
|-----------------|-------------------|------|-----------------|--------------|-------------------|------|-----------------|
| Size | Part # | SCFM | Price/E | Size | Part # | SCFM | Price/E |
| 3/8" | F74G-3A-MB | 112 | \$191.20 | 3/8" | F74G-3M-MB | 112 | \$133.85 |
| 1/2" | F74G-4A-MB | 140 | 191.20 | 1/2" | F74G-4M-MB | 140 | 133.85 |
| 3/4" | F74G-6A-MB | 140 | 191.20 | 3/4" | F74G-6M-MB | 140 | 133.85 |



- 7 oz. reservoir
- Quick-release bayonet bowl
- Prismatic lens liquid level indicator
- 40 micron filter element standard
- Particle removal per ISO 8573-1, Class 5 and Class 3
- Inlet pressure for transparent bowl is **150 PSI**
- Inlet pressure for metal bowl is **250 PSI** maximum

D
Air
Fittings

1" Basic Metal Bowl with Sight Glass

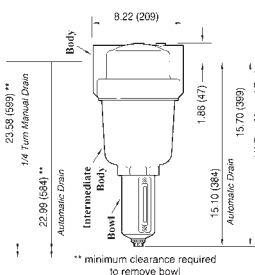


| Automatic Drain | | | | Manual Drain | | | |
|-----------------|-----------------|------|-----------------|--------------|-----------------|------|-----------------|
| Size | Part # | SCFM | Price/E | Size | Part # | SCFM | Price/E |
| 3/4" | F17-600A | 325 | \$338.25 | 3/4" | F17-600M | 325 | \$280.70 |
| 1" | F17-800A | 425 | 338.25 | 1" | F17-800M | 425 | 280.70 |
| 1-1/4" | F17-A00A | 425 | 386.45 | 1-1/4" | F17-A00M | 425 | 328.70 |
| 1-1/2" | F17-B00A | 425 | 386.45 | 1-1/2" | F17-B00M | 425 | 328.70 |



- 1 qt. reservoir
- General purpose with low pressure drop and excellent water removal characteristics.
- Metal bowl with sight glass
- 40 micron element standard
- Inlet pressure is **250 PSI** maximum

2" Basic Metal Bowl with Sight Glass



| Automatic Drain | | | | Manual Drain | | | |
|-----------------|-----------------|------|------------------|--------------|-----------------|------|------------------|
| Size | Part # | SCFM | Price/E | Size | Part # | SCFM | Price/E |
| 2" | F18-C00A | 1400 | \$1170.50 | 2" | F18-C00M | 1400 | \$1111.20 |



- 2 gallon metal bowl with sight glass
- 50 micron element standard
- Inlet pressure is **250 PSI** maximum

SCFM ratings at 100 PSI inlet pressure