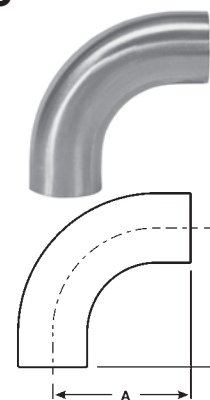


## Buttweld Elbows

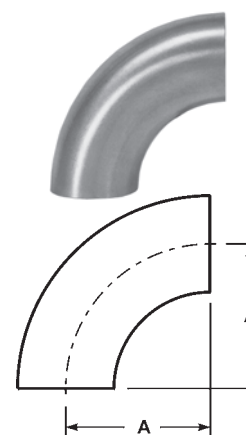
### 90° Buttweld Elbows with Tangent, #7 finish- B2S

Tube OD	Dimension A	Nom. Wall	polished ID/OD 304 Stainless Steel		polished ID/OD 316L Stainless Steel	
			Part #	Price/E	Part #	Price/E
¾"	3.000	.065	---	---	<b>B2S-R75P</b>	\$321.30
1"	2.062	.065	<b>B2S-G100P</b>	\$33.05	<b>B2S-R100P</b>	36.10
1½"	2.937	.065	<b>B2S-G150P</b>	35.35	<b>B2S-R150P</b>	42.10
2"	4.062	.065	<b>B2S-G200P</b>	48.00	<b>B2S-R200P</b>	56.10
2½"	5.187	.065	<b>B2S-G250P</b>	71.40	<b>B2S-R250P</b>	84.20
3"	6.312	.065	<b>B2S-G300P</b>	101.95	<b>B2S-R300P</b>	126.25
4"	8.312	.083	<b>B2S-G400P</b>	189.20	<b>B2S-R400P</b>	247.45



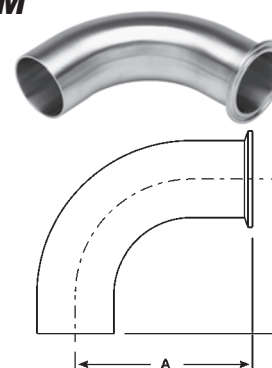
### 90° Buttweld Elbows, #7 finish - B2WCL

Tube OD	Dimension A	Nom. Wall	polished ID/OD 304 Stainless Steel		polished ID/OD 316L Stainless Steel	
			Part #	Price / E	Part #	Price/E
½"	1.125	.065	---	---	<b>B2WCL-R50P</b>	\$142.35
¾"	1.125	.065	---	---	<b>B2WCL-R75P</b>	142.35
1"	1.500	.065	<b>B2WCL-G100P</b>	\$19.10	<b>B2WCL-R100P</b>	23.20
1½"	2.250	.065	<b>B2WCL-G150P</b>	24.65	<b>B2WCL-R150P</b>	30.45
2"	3.000	.065	<b>B2WCL-G200P</b>	31.80	<b>B2WCL-R200P</b>	41.45
2½"	3.750	.065	<b>B2WCL-G250P</b>	49.00	<b>B2WCL-R250P</b>	64.75
3"	4.500	.065	<b>B2WCL-G300P</b>	71.40	<b>B2WCL-R300P</b>	89.75
4"	6.000	.083	<b>B2WCL-G400P</b>	134.35	<b>B2WCL-R400P</b>	159.45
6"	9.000	.109	<b>B2WCL-G600P</b>	853.15	<b>B2WCL-R600P</b>	1059.75
10"	15.000	.109	<b>B2WCL-G1000P</b>	4004.75	---	---



### 90° Clamp x Buttweld Elbow, #7 finish - B2CM

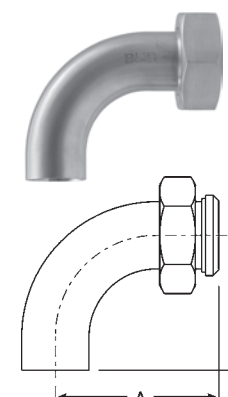
Tube OD	Dimensions		Nom. Wall	polished ID/OD 304 Stainless Steel		polished ID/OD 316L Stainless Steel	
	A	B		Part #	Price/E	Part #	Price/E
1"	2.562	2.062	.065	<b>B2CM-G100</b>	\$82.55	---	---
1½"	3.438	2.937	.065	<b>B2CM-G150</b>	80.60	<b>B2CM-R150</b>	\$91.15
2"	4.562	4.062	.065	<b>B2CM-G200</b>	94.35	<b>B2CM-R200</b>	104.45
2½"	5.688	5.187	.065	---	---	<b>B2CM-R250</b>	147.20
3"	6.812	6.312	.065	<b>B2CM-G300</b>	173.65	---	---
4"	8.937	8.312	.083	<b>B2CM-G400</b>	265.25	<b>B2CM-R400</b>	316.20



**K**  
Sanitary  
Fittings

### Plain End Bevel Seat with Hex x 90° Buttweld Elbow, #7 finish - B2FP

Tube OD	Dimensions		Nominal Wall	polished ID/OD 304 Stainless Steel	
	A	B		Part #	Price / Each
1½"	3.656	2.937	.065	<b>B2FP-G150</b>	\$149.35
2"	4.812	4.062	.065	<b>B2FP-G200</b>	175.35
2½"	6.062	5.187	.065	<b>B2FP-G250</b>	241.90
3"	7.218	6.312	.065	<b>B2FP-G300</b>	318.75



• Hex nuts are CF8 (304) stainless