


CM-Series Industrial Mold Interchange (Unvalved Coupler)

Part Number	Body Size	Thread Size	Body Material	Weight (lb)	List Price	Bag Qty	Pack Qty
2CMF1-B-E	1/4"	1/8"-27 NPT	brass	0.07	\$6.88	10	100
2CMF2-B-E	1/4"	1/4"-18 NPT	brass	0.08	7.09	10	100
3CMF2-B-E	3/8"	1/4"-18 NPT	brass	0.21	8.54	10	50
3CMF3-B-E	3/8"	3/8"-18 NPT	brass	0.23	20.08	10	50
4CMF4-B-E	1/2"	1/2"-14 NPT	brass	0.34	8.93	5	30




CM-Series Industrial Mold Interchange (Unvalved Coupler)

Part Number	Body Size	Barb Configuration	Body Material	Weight (lb)	List Price	Bag Qty	Pack Qty
2CMS2-B-E	1/4"	1/4" Hose Barb	brass	0.10	\$7.94	10	100
2CMB2-B-E	1/4"	1/4" Push-Loc	brass	0.10	8.81	10	100
2CMS2.5-B-E	1/4"	5/16" Hose Barb	brass	0.09	7.94	10	100
2CMS3-B-E	1/4"	3/8" Hose Barb	brass	0.09	7.94	10	100
2CMB3-B-E	1/4"	3/8" Push-Loc	brass	0.11	8.81	10	100
3CMS3-B-E	3/8"	3/8" Hose Barb	brass	0.24	10.22	10	50
3CMB3-B-E	3/8"	3/8" Push-Loc	brass	0.26	11.90	10	50
3CMS4-B-E	3/8"	1/2" Hose Barb	brass	0.25	10.22	10	50
3CMB4-B-E	3/8"	1/2" Push-Loc	brass	0.25	11.90	10	50
4CMS4-B-E	1/2"	1/2" Hose Barb	brass	0.46	23.35	5	30
4CMB4-B-E	1/2"	1/2" Push-Loc	brass	0.50	23.35	5	30
4CMS6-B-E	1/2"	3/4" Hose Barb	brass	0.48	23.35	5	30
4CMB6-B-E	1/2"	3/4" Push-Loc	brass	0.51	23.35	5	30




CM-Series Industrial Mold Interchange (Unvalved 45° Coupler)

Part Number	Body Size	Barb Configuration	Body Material	Weight (lb)	List Price	Bag Qty	Pack Qty
2CM4S2-B-E	1/4"	1/4" Hose Barb	brass	0.13	\$11.63	10	100
2CM4B2-B-E	1/4"	1/4" Push-Loc	brass	0.13	12.41	10	100
2CM4S2.5-B-E	1/4"	5/16" Hose Barb	brass	0.13	11.63	10	100
2CM4S3-B-E	1/4"	3/8" Hose Barb	brass	0.13	11.63	10	100
2CM4B3-B-E	1/4"	3/8" Push-Loc	brass	0.15	12.41	10	100
3CM4S3-B-E	3/8"	3/8" Hose Barb	brass	0.36	15.51	10	50
3CM4B3-B-E	3/8"	3/8" Push-Loc	brass	0.34	17.10	10	50
3CM4S4-B-E	3/8"	1/2" Hose Barb	brass	0.36	15.51	10	50
3CM4B4-B-E	3/8"	1/2" Push-Loc	brass	0.34	17.10	10	50
4CM4S4-B-E	1/2"	1/2" Hose Barb	brass	0.74	36.83	5	30
4CM4B4-B-E	1/2"	1/2" Push-Loc	brass	0.78	37.32	5	30
4CM4S6-B-E	1/2"	3/4" Hose Barb	brass	0.76	37.32	5	30



CM-Series Industrial Mold Interchange (Unvalved 90° Coupler)

Part Number	Body Size	Barb Configuration	Body Material	Weight (lb)	List Price	Bag Qty	Pack Qty
2CM9S2-B-E	1/4"	1/4" Hose Barb	brass	0.13	\$11.63	10	100
2CM9B2-B-E	1/4"	1/4" Push-Loc	brass	0.14	12.41	10	100
2CM9S2.5-B-E	1/4"	5/16" Hose Barb	brass	0.13	11.63	10	100
2CM9S3-B-E	1/4"	3/8" Hose Barb	brass	0.14	11.63	10	100
2CM9B3-B-E	1/4"	3/8" Push-Loc	brass	0.16	12.41	10	100
3CM9S3-B-E	3/8"	3/8" Hose Barb	brass	0.31	15.51	10	50
3CM9B3-B-E	3/8"	3/8" Push-Loc	brass	0.37	17.10	10	50
3CM9S4-B-E	3/8"	1/2" Hose Barb	brass	0.33	15.51	10	50
3CM9B4-B-E	3/8"	1/2" Push-Loc	brass	0.37	17.10	10	50
4CM9S4-B-E	1/2"	1/2" Hose Barb	brass	0.79	36.83	5	30
4CM9B4-B-E	1/2"	1/2" Push-Loc	brass	0.83	37.32	5	30
4CM9S6-B-E	1/2"	3/4" Hose Barb	brass	0.80	37.32	5	30



Dixon Push-Loc hose barbs are designed to be used with Push-Loc hose only and do not require clamps or ferrules to securely attach to the hose. The Dixon Push-Loc hose barb is compatible with most Push-Loc hoses and are easy to assemble, as per the instructions on page 6.



Attention Required!