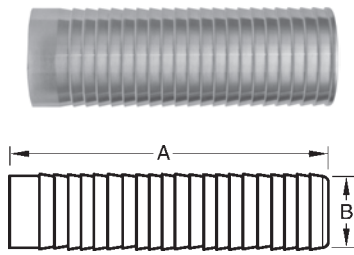




Buttweld Adapters

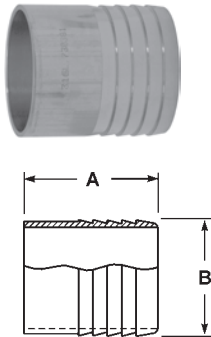
Buttweld Long Hose Adapters - 14WHRL



Tube O.D.	Dimensions		Nominal Wall	316L
	A	B		Part Number
1"	3.000	1.000	.116	14WHRL-R100
1½"	4.500	1.500	.116	14WHRL-R150
2"	4.500	2.000	.116	14WHRL-R200
2½"	5.000	2.500	.116	14WHRL-R250
3"	5.000	3.000	.116	14WHRL-R300
4"	4.875	4.000	.116	14WHRL-R400

Buttweld Hose Adapters - 14WHR

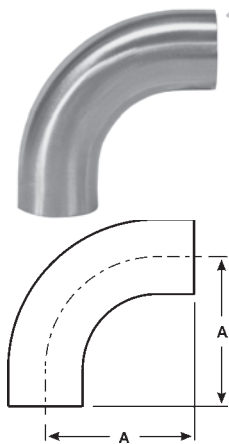
G



Tube O.D.	Dimensions		Nominal Wall	316L
	A	B		Part Number
½"	1.500	.500	.065	14WHR-R50
¾"	1.500	.750	.065	14WHR-R75
1"	1.688	1.000	.065	14WHR-R100
1½"	1.688	1.500	.065	14WHR-R150
2"	2.312	2.000	.065	14WHR-R200
2½"	2.000	2.500	.065	14WHR-R250
3"	3.093	3.000	.065	14WHR-R300
4"	3.406	4.000	.083	14WHR-R400

Buttweld Elbows

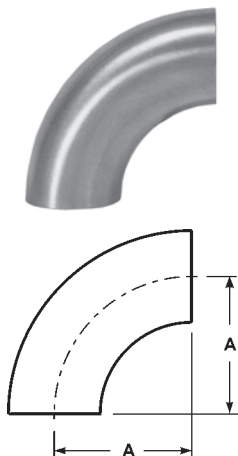
3 90° Buttweld Elbows with Tangents, #7 finish - B2S



Tube O.D.	Dimension A	Nominal Wall	304	316L
			Part Number	Part Number
½"	3.000	.065	---	B2S-R50P
¾"	3.000	.065	---	B2S-R75P
1"	2.062	.065	B2S-G100P	B2S-R100P
1½"	2.937	.065	B2S-G150P	B2S-R150P
2"	4.062	.065	B2S-G200P	B2S-R200P
2½"	5.187	.065	B2S-G250P	B2S-R250P
3"	6.312	.065	B2S-G300P	B2S-R300P
4"	8.312	.083	B2S-G400P	B2S-R400P

Note: #3 and #5 finishes are available.

3 90° Buttweld Elbows, #7 finish - B2WCL



Tube O.D.	Dimension A	Nominal Wall	304	316L
			Part Number	Part Number
½"	1.125	.065	---	B2WCL-R50P
¾"	1.125	.065	---	B2WCL-R75P
1"	1.500	.065	B2WCL-G100P	B2WCL-R100P
1½"	2.250	.065	B2WCL-G150P	B2WCL-R150P
2"	3.000	.065	B2WCL-G200P	B2WCL-R200P
2½"	3.750	.065	B2WCL-G250P	B2WCL-R250P
3"	4.500	.065	B2WCL-G300P	B2WCL-R300P
4"	6.000	.083	B2WCL-G400P	B2WCL-R400P
6"	9.000	.109	B2WCL-G600P	B2WCL-R600P
8"	12.000	.120	B2WCL-G800P	B2WCL-R800P
10"	15.000	.109	B2WCL-G1000P	B2WCL-R1000P

Note: #3 and #5 finishes are available.