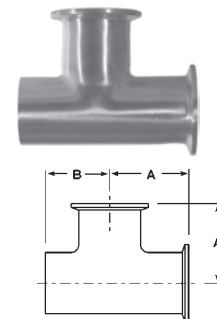




Buttweld Tees

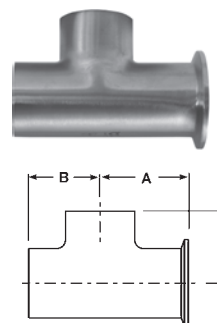
Buttweld x Clamp Run x Clamp Branch Tees, #7 finish - *B7WMM*

Tube O.D.	Dimensions		Nominal Wall	304	316L
	A	B		Part Number	Part Number
1½"	2.156	1.656	.065	B7WMM-G150	B7WMM-R150
2"	2.562	2.062	.065	B7WMM-G200	B7WMM-R200



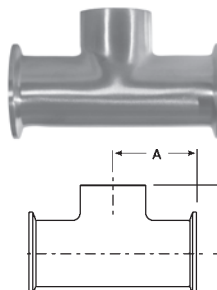
Buttweld x Clamp Run x Buttweld Branch Tees, #7 finish - *B7MMW*

Tube O.D.	Dimensions		Nominal Wall	304	316L
	A	B		Part Number	Part Number
1½"	2.156	1.656	.065	B7MMW-G150	B7MMW-R150
2"	2.562	2.062	.065	B7MMW-G200	B7MMW-R200



Clamp Runs x Buttweld Branch Tees, #7 finish - *B7MMW*

Tube O.D.	Dimensions		Nominal Wall	304	316L
	A	B		Part Number	Part Number
1½"	2.156	1.656	.065	B7MMW-G150	B7MMW-R150
2"	2.562	2.062	.065	B7MMW-G200	B7MMW-R200
3"	3.094	2.594	.065	B7MMW-G300	B7MMW-R300



Other types of Buttweld Tees are available
call Dixon Sanitary for information



B7WTT



B7TTW



B7WTW



B7WWT