


DUAL MASTER CYLINDER ADAPTER




Part #	Male Inv. x Female Inv.	A	Hex	Reference #	Approx. Wt. Lbs.	List Price
12-210	3/16" x 1/4"	0.84	0.56	7828	0.03	2.72
12-212	1/4" x 3/16"	0.84	0.50	7818	0.04	2.94
12-214*	7/16-20 x 1/4"	0.87	0.68	7732	0.06	4.63
12-216	5/16" x 3/16"	0.94	0.50	7909	0.04	2.72
12-218*	5/16" x 1/4"	0.93	0.62	7727	0.06	3.75
12-220	5/16" x 1/4"	0.95	0.68	7829	0.07	3.01
12-222*	5/16" x 5/16"	0.95	0.68	1074	0.06	4.70
12-224	3/8" MPT x 5/16"	0.87	0.75	7771	0.08	6.84

* Seals on hex face

47W

CARBURETOR TO FUEL LINE ADAPTER - FORD




Part #	Size	A	Hex	Approx. Wt. Lbs.	List Price
12-230	1/4"(1/2-20) x 1/8"MPT	1.06	0.56	0.04	8.89

1513

RESTRICTION PIPE ADAPTER


(.0625 ORIFICE)



Part #	Size	A	Hex	Approx. Wt. Lbs.	List Price
12-310	1/8"	0.75	0.50	0.02	3.75

1510

SAE FLARE X INVERTED FLARE



Part #	SAE Flare x Inv. Flare	A	Hex	Approx. Wt. Lbs.	List Price
12-250	1/4" x 3/16"	1.03	0.43	0.02	10.00
12-252	1/4" x 1/4"	1.03	0.43	0.03	4.41
12-254	3/8" x 5/16"	1.34	0.63	0.08	13.89
12-256	3/8" x 3/8"	1.37	0.63	0.09	12.20
12-257	3/8" x 7/16"	1.40	0.68	0.10	9.92

4205

Dimension data can change without notice. Please call us when dimensions are critical.

