



INVERTED FLARE FEMALE ADAPTER



306 P990-J
 100B-A 736
 KA-NG 692
 292

Part #	Hose I.D. x Female INV Flare	A	B	Hex	Weight per Piece. Lbs	List Price
30-310	1/4" x 3/16"	1.12	0.84	0.50	0.02	4.11
30-311	1/4" x 1/4"	1.14	0.84	0.56	0.02	4.04
30-312	1/4" x 5/16"	1.18	0.84	0.62	0.02	4.70
30-316	5/16" x 5/16"	1.25	0.81	0.62	0.04	7.77
30-313	3/8" x 5/16"	1.32	0.87	0.62	0.04	5.37
30-314	3/8" x 3/8"	1.35	0.95	0.75	0.06	4.79
30-315	1/2" x 1/2"	1.73	1.04	0.87	0.12	13.08

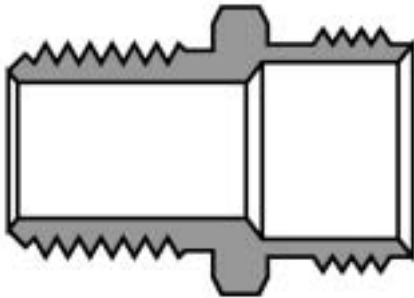
FEMALE BALLSEAT SWIVEL



628
 278
 29SPO
 731
 NPSM

Part #	Hose I.D. x Female NPSM	A	B	Hex	Weight per Piece. Lbs	List Price
30-340	1/4" X 1/8"	1.39	0.85	0.50	0.06	5.82
30-341	1/4" X 1/4"	1.47	0.80	0.68	0.06	5.36
30-343	3/8" X 1/4"	1.61	0.97	0.68	0.08	6.07
30-344	3/8" X 3/8"	1.75	0.95	0.81	0.10	8.70
30-346	1/2" X 1/2"	1.88	1.09	0.93	0.12	9.71
30-349	3/4" X 3/4"	2.36	1.55	1.18	0.22	18.81

GARDEN HOSE FITTINGS



See page 143 for Plastic Garden Hose Fittings

•Temperature and Working Pressure Ranges

From +35°F to +100°F at 75 PSI maximum or the recommended working pressure of the garden hose. (Not to exceed 150 PSI.)

Note: All female connector ends should have a rubber washer inserted prior to usage.

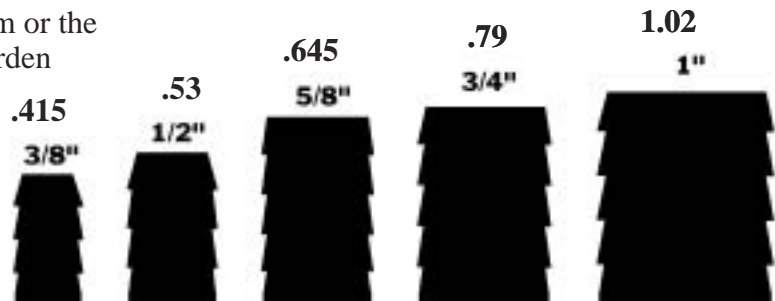
FGH = Female Garden Hose threads
 MGH = Male Garden Hex threads

Dimension data can change without notice. Please call us when dimensions are critical.



Male Garden Hose Profile

Male garden hose threads are all 3/4" with an outside diameter of 1.0625 and 11-1/2" threads per inch.



Actual size of Garden Hose Barbs

