

## STEEL GREASE FITTINGS

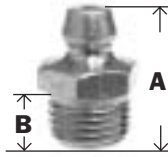
## BRASS FITTINGS

Meets SAE #J-534C

Many types available on special order.

## PIPE THREAD


## BALL CHECK

#610  
1610  
2800  
1720

Part #	Size	A	B	Hex	Approx. Wt. Lbs.	List Price
36-110	1/8" -27 NPT	0.68	0.29	0.43	0.01	0.55
36-111	Thread Forming	0.62	0.23	0.43	0.01	0.83

## PIPE THREAD

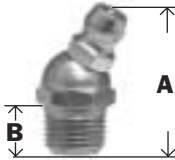
## BALL CHECK

#607  
1607  
2800  
1669

Part #	Size	A	B	Hex	Approx. Wt. Lbs.	List Price
36-112	1/8" -27 NPT	1.25	0.78	0.43	0.02	1.60
36-113	1/8" -27 NPT	1.75	1.26	0.43	0.02	1.64

## PIPE THREAD

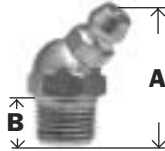
## 30° ANGLE BALL CHECK

#611  
1611  
2830

Part #	Size	A	B	Hex	Approx. Wt. Lbs.	List Price
36-114	1/8" -27 NPT	0.90	0.29	0.43	0.01	1.01

## PIPE THREAD

## 45° ANGLE BALL CHECK

#688  
1688  
2845

Part #	Size	A	B	Hex	Approx. Wt. Lbs.	List Price
36-116 <sup>4</sup>	1/8" -27 NPT	0.89	0.29	0.43	0.01	1.00

## PIPE THREAD

## 65° ANGLE BALL CHECK

#612  
1612  
2865

Part #	Size	A	B	Hex	Approx. Wt. Lbs.	List Price
36-118	1/8" -27 NPT	0.84	0.29	0.43	0.01	0.92

## PIPE THREAD

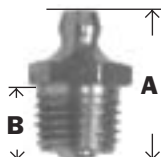
## 90° ANGLE BALL CHECK

#613  
1613  
2890

Part #	Size	A	B	Hex	Approx. Wt. Lbs.	List Price
36-120	1/8" -27 NPT	0.84	0.29	0.43	0.01	0.89
36-121	1/8" -27 NPT	1.81	1.25	0.43	0.01	3.14

## PIPE THREAD

## BALL CHECK

#627  
1627  
2900K

Part #	Size	A	B	Hex	Approx. Wt. Lbs.	List Price
36-130	1/4" -18 NPT	0.87	0.42	0.56	0.02	0.98

**MIDLAND  
METAL**