

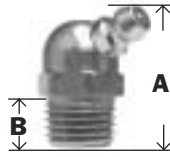
BRASS FITTINGS

STEEL GREASE FITTINGS

BRASS

PIPE THREAD

#629
1629
2965

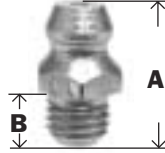


65° ANGLE BALL CHECK

Part #	Size	A	B	Hex	Approx. Wt. Lbs.	List Price
36-132	1/4"-18 NPT	0.96	0.34	0.56	0.02	1.53

1/4-28 TAPER THREAD

#641
1641
2400
3038




SHORT BALL CHECK

Part #	Size	A	B	Hex	Approx. Wt. Lbs.	List Price
36-140	1/4"-28 NPT	0.54	0.18	0.31	0.01	0.31
36-141	Thread Forming	0.57	0.20	0.31	0.01	0.37

1/4-28 TAPER THREAD

#652
1652
2400




LONG BALL CHECK

Part #	Size	A	B	Hex	Approx. Wt. Lbs.	List Price
36-142	1/4"-28 Taper Thread	0.90	0.29	0.43	0.01	0.44

1/4-28 TAPER THREAD

#680
1680
2400




EXTRA LONG BALL CHECK

Part #	Size	A	B	Hex	Approx. Wt. Lbs.	List Price
36-144	1/4"-28 Taper Thread	0.96	0.62	0.31	0.02	0.67

1/4-28 TAPER THREAD

#637
1637
2445
1665
2465
3010




SHORT 45° BALL CHECK

Part #	Size	Angle	A	B	Hex	Approx. Wt. Lbs.	List Price
36-146	1/4"-28 Taper Thread	45°	0.81	0.20	0.37	0.02	0.82
36-147	1/4"-28 Taper Thread	65°	0.78	0.20	0.37	0.02	0.99

1/4-28 TAPER THREAD

#636
1630
2445



LONG 45° BALL CHECK

Part #	Size	A	B	Hex	Approx. Wt. Lbs.	List Price
36-148	1/4"-28 Taper Thread	0.90	0.29	0.37	0.02	1.23

1/4-28 TAPER THREAD

#911
1911
2490
3054



90° ANGLE BALL CHECK

Part #	Size	A	B	Hex	Approx. Wt. Lbs.	List Price
36-150	1/4"-28 Taper Thread	0.75	0.20	0.37	0.02	0.68
36-152	Thread Forming	0.75	0.20	0.37	0.02	1.39

