


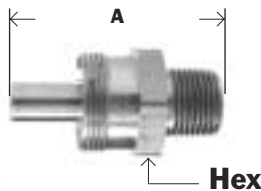
NUT AND SPRING ASSEMBLY



379
67RBSG
0999999

Part #	Hose I.D. Size	A	Hex	Approx. Wt. Lbs.	List Price
38-015	3/8"	3.55	1.03	0.18	3.75
38-016	1/2"	3.50	1.25	0.24	5.66

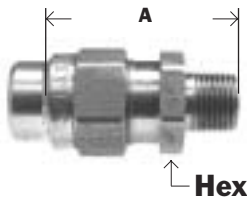
ADAPTER BODY



#68B
W1391Z

Part #	Hose I.D. x Male Pipe	A	Hex	Approx. Wt. Lbs.	List Price
38-324	3/8" x 1/4"	1.93	0.97	0.12	4.65
38-325	3/8" x 3/8"	1.92	0.97	0.14	4.45
38-326	3/8" x 1/2"	2.02	1.00	0.20	4.49
38-327	1/2" x 3/8"	2.07	1.12	0.18	5.74
38-328	1/2" x 1/2"	2.06	1.12	0.20	6.25


MALE ADAPTER



#68HC
368
3380B-Y2
68RB

Part #	Hose I.D. x Male Pipe	A	Hex	Approx. Wt. Lbs.	List Price
38-333	3/8" x 1/4"	1.91	0.97	0.22	9.75
38-334	3/8" x 3/8"	1.94	0.97	0.24	9.42
38-335	3/8" x 1/2"	2.12	0.97	0.26	10.25
38-336	1/2" x 3/8"	2.07	1.12	0.33	13.01
38-337	1/2" x 1/2"	2.07	1.12	0.36	13.74

MALE ADAPTER



#68HCS
3380B-Y3
68RBGS
378

Part #	Hose I.D. x Male Pipe	A	Hex	Approx. Wt. Lbs.	List Price
38-342	3/8" x 1/4"	4.91	1.00	0.32	10.94
38-343	3/8" x 3/8"	4.96	1.00	0.34	10.61
38-344	3/8" x 1/2"	5.53	1.00	0.38	11.45
38-345	1/2" x 3/8"	4.75	1.12	0.48	14.41
38-346	1/2" x 1/2"	4.88	1.12	0.52	17.24

