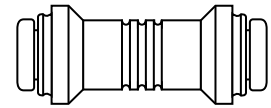
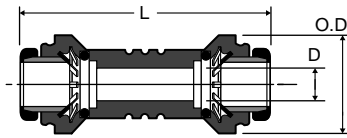


**Equal Union 32PL**

Composite Body

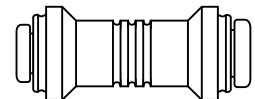
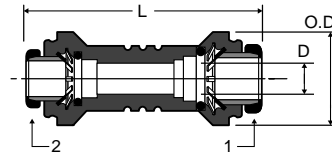
PART NO.	TUBE SIZE	O.D.	L	FLOW DIA. D
32PL-2	1/8	.51	1.32	.09
32PL-5/32	5/32	.51	1.32	.12
32PL-3	3/16	.59	1.37	.16
32PL-4	1/4	.59	1.37	.19
32PL-5	5/16	.67	1.49	.25
32PL-6	3/8	.82	1.76	.31



**Unequal Union 32PL**

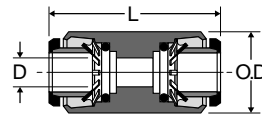
Composite Body

PART NO.	1 TUBE SIZE	2 TUBE SIZE	O.D.	L	FLOW DIA. D
32PL-5/32-2	5/32	1/8	.51	1.32	.09
32PL-4-2	1/4	1/8	.59	1.37	.09
32PL-5-4	5/16	1/4	.67	1.47	.19
32PL-6-4	3/8	1/4	.82	1.75	.19



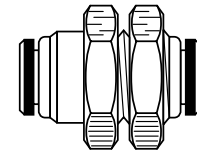
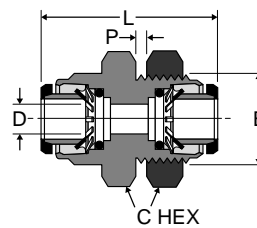
**Union 62PL**

PART NO.	TUBE SIZE	O.D.	L	D
62PL-2	1/8	.406	1.44	.094
62PL-3	3/16	.437	1.35	.156
62PL-5/32	5/32	.406	1.49	.125
62PL-4	1/4	.500	1.51	.188
62PL-5	5/16	.562	1.68	.250
62PL-6	3/8	.625	1.68	.312
62PL-8	1/2	.750	1.86	.375



**Bulkhead Union 62PLBH**

PART NO.	TUBE SIZE	BULKHEAD HOLE DIA. B	C HEX	P MAX.	L	D
62PLBH-2	1/8	7/16	9/16	.39	1.44	.094
62PLBH-5/32	5/32	7/16	9/16	.39	1.44	.125
62PLBH-4	1/4	9/16	11/16	.29	1.51	.188
62PLBH-5	5/16	5/8	3/4	.60	1.68	.250
62PLBH-6	3/8	3/4	7/8	.54	1.68	.312
62PLBH-8	1/2	7/8	1	.66	2.07	.375



**Double Male Union 63PL**

Plastic Body

PART NO.	TUBE SIZE	L	D
63PL-2	1/8	1.49	.078
63PL-5/32	5/32	1.49	.106
63PL-4	1/4	1.61	.188
63PL-5	5/16	1.61	.236
63PL-6	3/8	2.00	.295
63PL-8	1/2	2.12	.374

