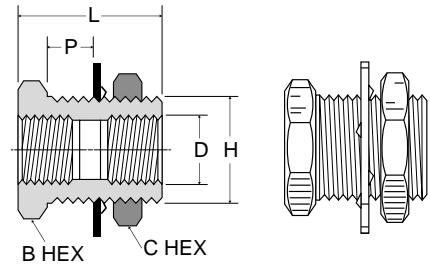


Anchor Coupling 207ACBH

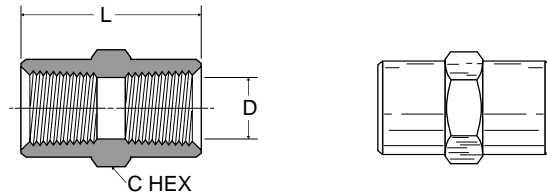
PART NO.	FEAMLE PIPE THREAD	STRAIGHT THREAD	MAX. BULK HEAD P	B HEX	C HEX	L	BULKHEAD HOLE DIA. H	FLOW DIA. D
207ACBH-2	1/8	5/8-18	.80	7/8	15/16	1.50	5/8	.328
207ACBH-2	1/8	5/8-18	.35	7/8	15/16	.96	5/8	.328
207ACBH-4	1/4	3/4-16	.75	1	1-1/8	1.50	3/4	.422
207ACBH-4	1/4	3/4-16	.19	1	1	.94	3/4	.422
207ACBH-6	3/8	1-14	.50	1-1/8	1-1/4	1.31	1	.562
207ACBH-8	1/2	1-1/8-14	.67	1-1/4	1-3/8	1.50	1-1/8	.688
207ACBH-12	3/4	1-5/16-12	.65	1-1/2	1-1/2	1.50	1-5/16	.890
207ACBH-16*	1	1-5/8-14	1.00	2	2	1.68	1-5/8	1.140

*Lock Washer not Available



Coupling 207P

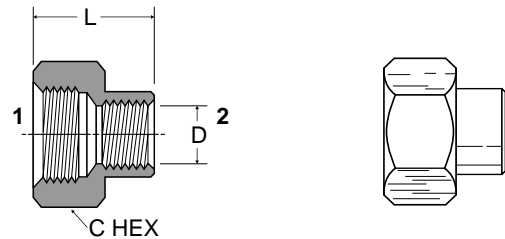
PART NO.	PIPE THREAD	C HEX	L	FLOW DIA. D
207P-2	1/8	9/16	.75	.328
207P-4	1/4	3/4	1.12	.422
207P-6	3/8	7/8	1.12	.562
207P-8	1/2	1-1/16	1.50	.688
207P-12	3/4	1-3/8	1.53	.900



E

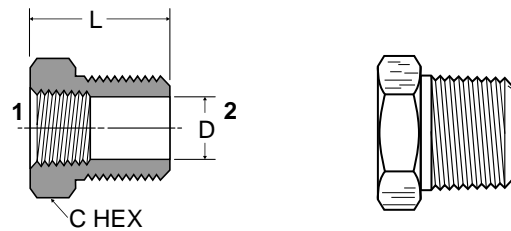
Reducer Coupling 208P

PART NO.	1 PIPE THREAD	2 PIPE THREAD	C HEX	L	FLOW DIA. D
208P-4-2	1/4	1/8	3/4	.97	.328
208P-6-4	3/8	1/4	7/8	1.16	.422
208P-8-4	1/2	1/4	1-1/16	1.28	.422
208P-8-6	1/2	3/8	1-1/16	1.38	.562
208P-12-6	3/4	3/8	1-3/8	1.32	.562
208P-12-8	3/4	1/2	1-3/8	1.50	.688



Bushing 209P

PART NO.	1 PIPE THREAD	2 PIPE THREAD	C HEX	L	FLOW DIA. D
209P-4-2	1/8	1/4	9/16	.75	.328
209P-6-2	1/8	3/8	11/16	.75	.328
209P-6-4	1/4	3/8	3/4	.75	.422
209P-8-2	1/8	1/2	7/8	1.00	.328
209P-8-4	1/4	1/2	7/8	1.00	.422
209P-8-6	3/8	1/2	7/8	1.00	.562
209P-12-2	1/8	3/4	1-1/8	1.00	.328
209P-12-4	1/4	3/4	1-1/8	1.00	.422
209P-12-6	3/8	3/4	1-1/8	1.00	.562
209P-12-8	1/2	3/4	1-1/8	1.00	.688
209P-16-8	1/2	1	1-3/8	1.31	.688
209P-16-12	3/4	1	1-3/8	1.31	.880



Lock Nut 210P

PART NO.	PIPE THREAD	C HEX	L
210P-2	1/8 NPSL	11/16	.19
210P-4	1/4 NPSL	7/8	.25
210P-6	3/8 NPSL	1	.25
210P-8	1/2 NPSL	1-1/8	.25

