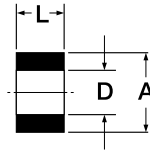


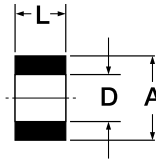
**Sleeve 60VL**

| PART NO. | TUBE SIZE | A     | D    | L   |
|----------|-----------|-------|------|-----|
| 60VL-2   | 1/8       | .306  | .100 | .20 |
| 60VL-3   | 3/16      | .359  | .156 | .20 |
| 60VL-4   | 1/4       | .422  | .219 | .21 |
| 60VL-5   | 5/16      | .484  | .281 | .24 |
| 60VL-6   | 3/8       | .547  | .344 | .25 |
| 60VL-8   | 1/2       | .688  | .469 | .36 |
| 60VL-10  | 5/8       | .875  | .594 | .48 |
| 60VL-12  | 3/4       | 1.000 | .720 | .59 |



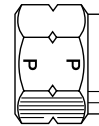
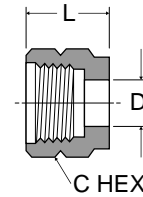
**Sleeve (Viton®) 60VLV**

| PART NO. | TUBE SIZE | A     | D    | L   |
|----------|-----------|-------|------|-----|
| 60VLV-3  | 3/16      | .359  | .156 | .20 |
| 60VLV-4  | 1/4       | .422  | .219 | .21 |
| 60VLV-5  | 5/16      | .484  | .281 | .24 |
| 60VLV-6  | 3/8       | .547  | .344 | .25 |
| 60VLV-8  | 1/2       | .688  | .469 | .36 |
| 60VLV-10 | 5/8       | .875  | .594 | .48 |
| 60VLV-12 | 3/4       | 1.000 | .720 | .59 |



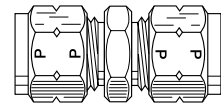
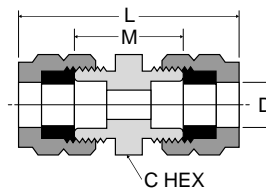
**Nut 61VL**

| PART NO. | TUBE SIZE | STRAIGHT THREAD | C HEX | D    | L   |
|----------|-----------|-----------------|-------|------|-----|
| 61VL-2   | 1/8       | 3/8-24          | 7/16  | .156 | .44 |
| 61VL-3   | 3/16      | 7/16-24         | 1/2   | .218 | .47 |
| 61VL-4   | 1/4       | 1/2-24          | 9/16  | .281 | .50 |
| 61VL-5   | 5/16      | 9/16-24         | 5/8   | .344 | .53 |
| 61VL-6   | 3/8       | 5/8-24          | 3/4   | .406 | .53 |
| 61VL-8   | 1/2       | 13/16-18        | 15/16 | .531 | .67 |
| 61VL-10  | 5/8       | 1-18            | 1-1/8 | .656 | .88 |
| 61VL-12  | 3/4       | 1-1/8-18        | 1-1/4 | .781 | .98 |



**Union 62VL**

| PART NO. | TUBE SIZE | C HEX | L    | M   | FLOW DIA. D |
|----------|-----------|-------|------|-----|-------------|
| 62VL-4   | 1/4       | 9/16  | 1.39 | .77 | .188        |
| 62VL-5   | 5/16      | 5/8   | 1.49 | .81 | .250        |
| 62VL-6   | 3/8       | 11/16 | 1.49 | .80 | .312        |
| 62VL-8   | 1/2       | 7/8   | 1.90 | .94 | .437        |



**Female Connector 66VL**

| PART NO. | TUBE SIZE | PIPE THREAD | C HEX | L    | M   | FLOW DIA. D |
|----------|-----------|-------------|-------|------|-----|-------------|
| 66VL-4-2 | 1/4       | 1/8         | 9/16  | 1.09 | .78 | .188        |
| 66VL-5-4 | 5/16      | 1/4         | 11/16 | 1.32 | .97 | .250        |

