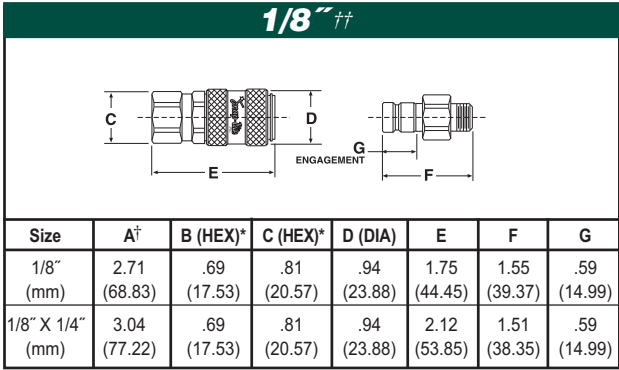
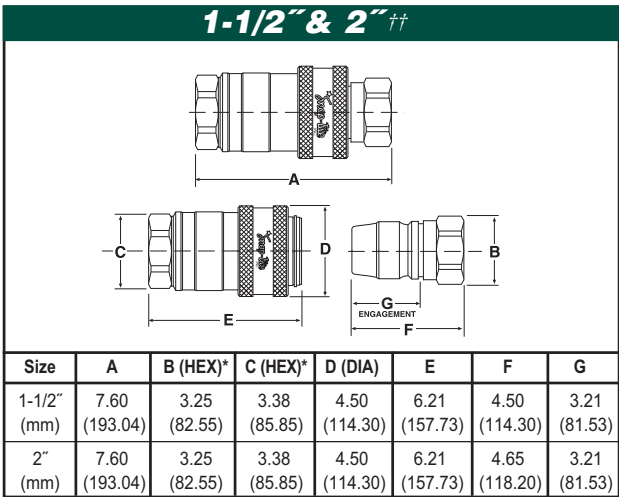
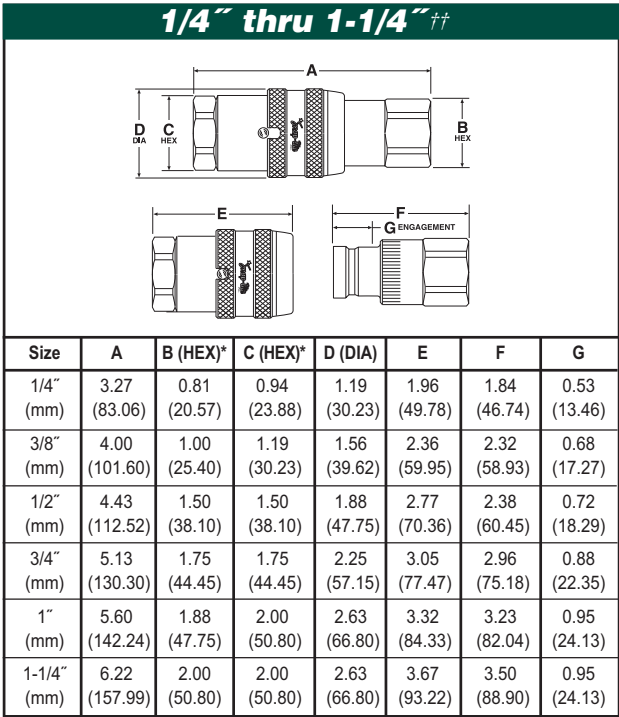


# TECHNICAL AND DIMENSIONAL INFORMATION



† Connected length.



\*Hex dimensions are taken from flat of hex and not across corners. Hex may be substituted with round stock. Hex column would then indicate dimension taken across wrench flats.  
 Decimal dimensions are ± .06 in. (1.5mm)  
 Dimensions are subject to change without notice.  
 Part configurations are typical and do not necessarily represent actual appearance.  
 †Test Media MIL-H-6083 Hydraulic Fluid at 90°F ±5°F (+32°C ±1.5°C) sg .83  
 ††Note: 1/4" thru 1-1/4" are flush face couplings. 1/8", 1-1/2" & 2" maintain a recessed face on coupler half.

