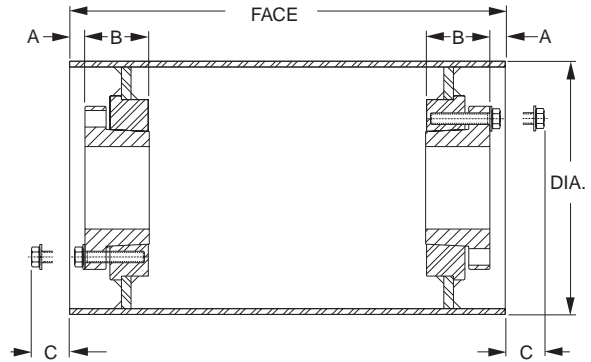


True Turn®  
Machined Face



Bushing Location Dimensions



Built with heavy wall tubing and machined in a lathe, all VAN GORP® True Turn® Conveyor Pulleys undergo a quality, precision method of construction that results in a heavy-duty pulley, machined for close tolerance and accurate pulley concentricity.

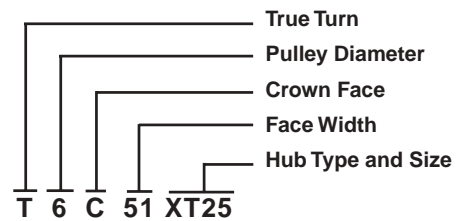
Each component has been built to an exact manufacturing requirement. A jig is used to properly position the hubs and end discs inside the tube. The components are firmly secured in this jugged position and all necessary bonding welds are completed. This jiggling method, plus the use of high-quality steel throughout, ensures you of a continuously welded drum pulley construction, with maximum strength to weight ratio, true concentricity, and the virtual elimination of maintenance problems resulting from dirt, water and steam.

Available in 4" -5" -6" -8" diameter sizes.

Table No. 30  
XT® Bushings


Bushing	Dimensions		
	A	B	C
XT15	3/4	1 1/8	7/16
XT20	11/16	1 13/32	3/4
XT25	1/2	1 7/8	1 1/2

Part Number Example



True Turn® Pulleys with Q-D® and Tapered Bore Bushings are available on application. Contact the Factory.

Custom Designed Pulleys for Package Handling



Your design or ours?

We will design pulleys to meet your application needs, or we will manufacture to your prints and specifications.



American Made