



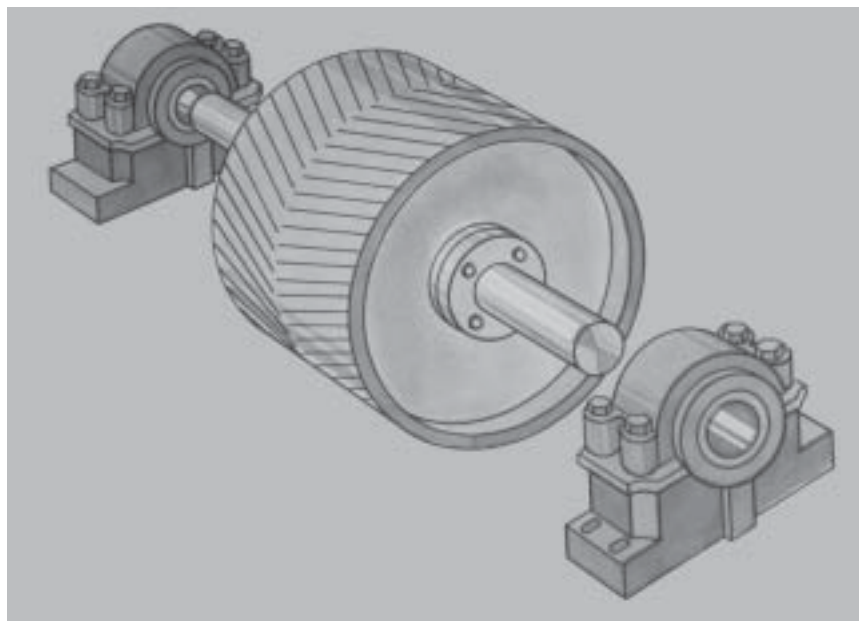
**SPECIAL WING PULLEYS**  
 Engineered For Special Applications



This is a very unique wing pulley application. A conventional drum pulley was used in the original installation and it was a constant problem; build-up would cause belt misalignment. The drum pulley was replaced with a special engineered wing pulley and the build-up problem was solved.

**SPECIAL TAIL PULLEY**  
 16" Dia. x 61½" Face

**CONVEYOR PULLEY ASSEMBLIES**



Pulley, Lagging, Shaft and Bearing Assemblies are available on application. Whatever your pulley requirements, let VAN GORP Engineers assist you in determining the proper pulley, lagging, bearing type and related components you need for maximum efficiency of operation.