




CampbellCrimpnology™ offers crimping flexibility for your multi-purpose hose applications.



COMBINATION NIPPLES AND MENDERS

Features & Benefits

- Maximum number of serrations for maximum holding power.
- Long lead serration for easier hose insertion.
- Formed hex wrench area on 3/4" through 1-1/2" combination nipples for easier installation.



Recommended Hose Attachment

- Sleeves (Section G)
- Preformed Bands (Section I)

Recommended Use

- Liquid, bulk handling, low-pressure air

SUCTION HOSE COUPLINGS

Features & Benefits

- Maximum number of serrations for maximum holding power.
- Long lead serration for easier hose insertion.
- Suction Couplings machined from pipe eliminate porosity and parting lines, improving sealing and retention.

Recommended Hose Attachment

- Sleeves (Section G)
- Preformed Bands (Section I)

Recommended Use

- Liquid, bulk handling



Manufacturing Suction Hose Couplings from pipe eliminates wide, flat mating surfaces at the male and female halves.

BALL & SOCKET COUPLINGS

Features & Benefits

- Proven, Campbell-style machined hose shank is designed for crimping (crimp specs available).
- Shank design dramatically improves sealing and retention, cuts installation time in half.
- Hose shanks are welded to ball & socket ball ends.

Recommended Hose Attachment

- Sleeves (Section G)

Recommended Use

- Water Suction/Discharge
- Sewage bypass



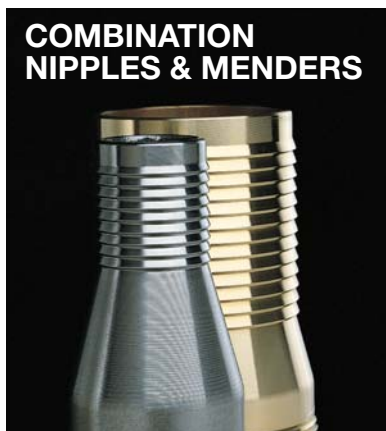
Bauer-style vs. Campbell Ball & Socket

MAX. SYSTEM WORKING PRESSURE (PSI @ 70°F) SEE NOTE 1

Hose System Components			Hose Size										
Fitting/Coupling	Attachment	Hose Type ²	1/2	3/4	1	1-1/4	1-1/2	2	2-1/2	3	4	6	8
Combination Nipple	Short Sleeve	Rubber	400	350	300	275	250	225	210	200	175	150	100
Combination Nipple	Short Sleeve	Chemical	200	200	200	140	130	120	110	100	50	-	-
Combination Nipple	Short Sleeve	PVC	150	125	100	90	85	65	60	55	40	30	20
Suction Coupling	Short Sleeve	Rubber	-	-	-	275	250	225	210	200	175	150	100
Suction Coupling	Short Sleeve	PVC	-	-	-	90	85	65	60	55	40	-	-
Ball & Socket Coupling	Sleeve	Rubber	-	-	-	-	-	300*	-	250*	225*	140*	60*
Ball & Socket Coupling	Sleeve	PVC	-	-	-	-	-	170*	-	140*	100*	80*	50*

See footnotes 1, 2, 3 and 6 on Page 1.

*Ball & Socket safety factor is 1.5 x working pressure.



THREADED



Steel

hose size	part number	list each
1/2	HAS-2	3.85
3/4	HAS-3	3.93
1	HAS-4	4.58
1-1/4	HAS-5	5.91
1-1/2	HAS-6	6.62
2	HAS-8	8.61
2-1/2	HAS-10	17.83
3	HAS-12	20.93
4	HAS-16	32.91
5	HAS-20	73.46
6	HAS-24	83.69
8	HAS-32	143.21
10	HAS-40	250.57
12	HAS-48	340.27

Plated Steel

1/2	HAPS-2	4.27
3/4	HAPS-3	4.40
1	HAPS-4	5.32
1-1/4	HAPS-5	6.30
1-1/2	HAPS-6	7.45
2	HAPS-8	10.40
2-1/2	HAPS-10	19.92
3	HAPS-12	24.13
4	HAPS-16	37.32
5	HAPS-20	83.84
6	HAPS-24	96.21
8	HAPS-32	195.47
10	HAPS-40	313.09
12	HAPS-48	454.69

316 Stainless

1/2	HASS-2	21.36
3/4	HASS-3	20.49
1	HASS-4	21.42
1-1/4	HASS-5	25.16
1-1/2	HASS-6	30.75
2	HASS-8	43.51
2-1/2	HASS-10	83.85
3	HASS-12	116.94
4	HASS-16	169.97
5	HASS-20	440.76
6	HASS-24	485.85
8	HASS-32	759.02

Hastelloy®

1	HAHAST-4	POR
1-1/2	HAHAST-6	POR
2	HAHAST-8	POR
3	HAHAST-12	POR
4	HAHAST-16	POR

Brass

1/2	HAB-2	14.19
3/4	HAB-3	20.36
1	HAB-4	20.51
1-1/4	HAB-5	26.02
1-1/2	HAB-6	29.17
2	HAB-8	41.70
2-1/2	HAB-10	73.18
3	HAB-12	100.03
4	HAB-16	205.07

Aluminum

1/2	HAA-2	13.18
3/4	HAA-3	12.50
1	HAA-4	12.50
1-1/4	HAA-5	13.89
1-1/2	HAA-6	14.17
2	HAA-8	17.08
2-1/2	HAA-10	41.66
3	HAA-12	41.66
4	HAA-16	66.64
5	HAA-20	145.79
6	HAA-24	163.83

Poly-Glass

1/2	HAPP-2	0.83
3/4	HAPP-3	0.94
1	HAPP-4	1.34
1-1/4	HAPP-5	2.89
1-1/2	HAPP-6	5.34
2	HAPP-8	6.75
3	HAPP-12	12.72
4	HAPP-16	40.18

BEVELED



Steel

hose size	part number	list each
3/4	HAS-3 BV	5.90
1	HAS-4 BV	5.98
1-1/4	HAS-5 BV	7.92
1-1/2	HAS-6 BV	8.02
2	HAS-8 BV	10.21
2-1/2	HAS-10 BV	20.24
3	HAS-12 BV	24.02
4	HAS-16 BV	36.52
5	HAS-20 BV	79.11
6	HAS-24 BV	92.22
8	HAS-32 BV	165.21
10	HAS-40 BV	291.79
12	HAS-48 BV	413.60

316 Stainless

3/4	HASS-3 BV	24.44
1	HASS-4 BV	25.00
1-1/4	HASS-5 BV	37.29
1-1/2	HASS-6 BV	32.70
2	HASS-8 BV	52.05
2-1/2	HASS-10 BV	92.55
3	HASS-12 BV	116.75
4	HASS-16 BV	174.85
6	HASS-24 BV	480.65
8	HASS-32 BV	762.96

GROOVED



Steel

hose size	part number	list each
3/4	HAGS-3	13.57
1	HAGS-4	9.92
1-1/4	HAGS-5	10.89
1-1/2	HAGS-6	13.05
2	HAGS-8	16.07
2-1/2	HAGS-10	21.61
3	HAGS-12	23.28
4	HAGS-16	34.06
5	HAGS-20	73.63
6	HAGS-24	90.76
8	HAGS-32	156.03
10	HAGS-40	285.92
12	HAGS-48	383.30

316 Stainless

1	HAGSS-4	38.80
1-1/4	HAGSS-5	41.80
1-1/2	HAGSS-6	44.06
2	HAGSS-8	50.15
3	HAGSS-12	136.77
4	HAGSS-16	190.39

REDUCER



Steel

npt x hose	part number	list each
1 x 3/4	HRS-4X3	10.63
1-1/4 x 1	HRS-5X4	13.98
1-1/2 x 1-1/4	HRS-6X5	12.63
2 x 1-1/2	HRS-8X6	15.46
2-1/2 x 2	HRS-10X8	28.22
3 x 2-1/2	HRS-12X10	34.01
4 x 3	HRS-16X12	69.08

Plated Steel

1 x 3/4	HRPS-4X3	10.70
1-1/4 x 1	HRPS-5X4	14.04
1-1/2 x 1-1/4	HRPS-6X5	12.78
2 x 1-1/2	HRPS-8X6	16.07
2-1/2 x 2	HRPS-10X8	29.90
3 x 2-1/2	HRPS-12X10	35.49
4 x 3	HRPS-16X12	71.24

316 Stainless

1 x 3/4	HRSS-4X3	44.17
1-1/4 x 1	HRSS-5X4	53.63
1-1/2 x 1-1/4	HRSS-6X5	79.81
2 x 1-1/2	HRSS-8X6	94.65
2-1/2 x 2	HRSS-10X8	113.56

continued on next page

Other configurations and materials not listed above can be quoted upon request.

**TOE NIPPLES AND
REDUCING NIPPLES**



EXPANDER



Steel

npt x hose	part number	list each
3/4 x 1	HES-3X4	6.99
1 x 1-1/4	HES-4X5	8.84
1-1/4 x 1-1/2	HES-5X6	9.45
1-1/2 x 2	HES-6X8	17.62
2 x 2-1/2	HES-8X10	27.04
2-1/2 x 3	HES-10X12	33.20
3 x 4	HES-12X16	66.85

Plated Steel

3/4 x 1	HEPS-3X4	7.43
1 x 1-1/4	HEPS-4X5	9.41
1-1/4 x 1-1/2	HEPS-5X6	9.88
1-1/2 x 2	HEPS-6X8	19.18
2 x 2-1/2	HEPS-8X10	28.18
2-1/2 x 3	HEPS-10X12	35.08
3 x 4	HEPS-12X16	76.74

316 Stainless

1/2 x 3/4	HESS-2X3	32.04
3/4 x 1	HESS-3X4	30.52
1 x 1-1/4	HESS-4X5	68.63
1 x 1-1/2	HESS-4X6	76.26
1-1/4 x 1-1/2	HESS-5X6	79.33
1-1/4 x 2	HESS-5X8	83.90
1-1/2 x 2	HESS-6X8	91.54
2 x 2-1/2	HESS-8X10	114.40

LONG SHANK



Steel

hose size	part number	list each
1-1/4	HALS-5	16.87
1-1/2	HALS-6	19.39
2	HALS-8	23.78
2-1/2	HALS-10	42.11
3	HALS-12	43.84
4	HALS-16	62.84

Plated Steel

1-1/4	HALPS-5	17.01
1-1/2	HALPS-6	19.72
2	HALPS-8	24.12
2-1/2	HALPS-10	42.24
3	HALPS-12	44.56
4	HALPS-16	64.08

316 Stainless

1-1/4	HALSS-5	58.55
1-1/2	HALSS-6	64.55
2	HALSS-8	74.64
2-1/2	HALSS-10	105.39
3	HALSS-12	136.12
4	HALSS-16	322.03

MENDER



Steel

hose size	part number	list each
3/8	HCS-38	6.69
1/2	HCS-2	6.04
3/4	HCS-3	4.91
1	HCS-4	5.01
1-1/4	HCS-5	7.68
1-1/2	HCS-6	7.51
2	HCS-8	9.92
2-1/2	HCS-10	19.18
3	HCS-12	20.17
4	HCS-16	34.13
5	HCS-20	116.07
6	HCS-24	70.96
8	HCS-32	190.91
10	HCS-40	329.16
12	HCS-48	523.38

Plated Steel

3/8	HCPS-38	6.76
1/2	HCPS-2	6.10
3/4	HCPS-3	4.96
1	HCPS-4	5.04
1-1/4	HCPS-5	7.73
1-1/2	HCPS-6	7.52
2	HCPS-8	9.99
2-1/2	HCPS-10	19.67
3	HCPS-12	20.21
4	HCPS-16	34.83
5	HCPS-20	117.48
6	HCPS-24	71.33
8	HCPS-32	191.23
10	HCPS-40	331.15
12	HCPS-48	524.32

316 Stainless

3/4	HCSS-3	54.36
1	HCSS-4	60.56
1-1/4	HCSS-5	65.23
1-1/2	HCSS-6	76.59
2	HCSS-8	77.65
3	HCSS-12	178.57
4	HCSS-16	209.65

Brass

3/4	HCB-3	12.40
1	HCB-4	12.76
1-1/4	HCB-5	21.65
1-1/2	HCB-6	35.12
2	HCB-8	38.66

TOE NIPPLES



Steel

npt x length	part number	list each
1/2 x 1-1/2	RN-2S	1.78
1/2 x 2	RN-2	1.78
3/4 x 1-1/2	RN-3S	2.20
3/4 x 2	RN-3	2.22
1 x 2	RN-4	3.24
1-1/4 x 2	RN-5	4.22
1-1/4 x 2-1/2	RN-5L	4.74
1-1/2 x 2	RN-6	5.04
1-1/2 x 2-1/2	RN-6L	5.39
1-1/2 x 3	RN-6XL	6.12
2 x 2	RN-8	6.28
2 x 2-1/2	RN-8L	6.98
2 x 3	RN-8XL	7.99
2-1/2 x 2-1/2	RN-10S	22.68
3 x 3	RN-12	25.48
3 x 3-1/2	RN-12L	27.30
3 x 4	RN-12XL	30.31

304 Stainless

1/2 x 1-1/2	RNS-2S	8.02
1/2 x 2	RNS-2	8.36
3/4 x 1-1/2	RNS-3S	8.50
3/4 x 2	RNS-3	8.70
1 x 2	RNS-4	12.58
1-1/4 x 2	RNS-5	13.11
1-1/4 x 2-1/2	RNS-5L	14.19
1-1/2 x 2	RNS-6	15.12
1-1/2 x 2-1/2	RNS-6L	15.34
1-1/2 x 3	RNS-6XL	16.06
2 x 2	RNS-8	20.49
2 x 2-1/2	RNS-8L	21.14
2 x 3	RNS-8XL	24.96
2-1/2 x 2-1/2	RNS-10S	59.02
3 x 3	RNS-12	62.91
3 x 3-1/2	RNS-12L	68.21
3 x 4	RNS-12XL	79.57

REDUCING NIPPLES



Steel

npt x npt	part number	list each
3/4 x 1/2	NS 3-2	8.56
1 x 3/4	NS 4-3	9.17
1-1/4 x 1	NS 5-4	13.43
1-1/2 x 1-1/4	NS 6-5	14.51
2 x 1-1/2	NS 8-6	15.27
2-1/2 x 2	NS 10-8	30.53
3 x 2-1/2	NS 12-10	33.60
4 x 3	NS 16-12	53.45

SUCTION HOSE COUPLINGS



COMPLETE SET



Shanks: Plated Steel Nut: Brass

hose size	part number	list each
1-1/4	CSB-5	39.57
1-1/2	CSB-6	27.76
2	CSB-8	36.19
2-1/2	CSB-10	51.82
3	CSB-12	61.52
4	CSB-16	99.04
6	CSB-24	205.25
8	CSB-32	686.30

Shanks: Plated Steel Nut: Ductile Iron

1-1/2	CSD-6	27.59
2	CSD-8	37.07
2-1/2	CSD-10	54.08
3	CSD-12	63.10
4	CSD-16	100.55
6	CSD-24	217.03

Shanks: Brass

Nut: Brass

1-1/4	CBB-5	47.63
1-1/2	CBB-6	42.97
2	CBB-8	57.02
2-1/2	CBB-10	98.01
3	CBB-12	146.14
4	CBB-16	247.70

Shanks: 316 Stainless Nut: 316 Stainless

1-1/2	CSS-6	133.40
2	CSS-8	181.47
3	CSS-12	313.32

FEMALE SHANK



Shank: Plated Steel Nut: Brass

hose size	part number	list each
1-1/4	FSB-5	23.71
1-1/2	FSB-6	16.09
2	FSB-8	18.41
2-1/2	FSB-10	26.62
3	FSB-12	34.16
4	FSB-16	59.09
6	FSB-24	116.66
8	FSB-32	538.69

Shank: Plated Steel Nut: Ductile Iron

1-1/2	FSD-6	15.86
2	FSD-8	19.22
2-1/2	FSD-10	28.88
3	FSD-12	35.79
4	FSD-16	60.59
6	FSD-24	128.50

Shank: Brass

Nut: Brass

1-1/4	FBB-5	29.22
1-1/2	FBB-6	25.33
2	FBB-8	34.76
2-1/2	FBB-10	62.37
3	FBB-12	82.34
4	FBB-16	141.33

Shank: 316 Stainless Nut: 316 Stainless

1-1/2	FSS-6	105.47
2	FSS-8	141.14
3	FSS-12	201.64

MALE SHANK



Plated Steel

hose size	part number	list each
1-1/4	MS-5	15.42
1-1/2	MS-6	11.42
2	MS-8	17.34
2-1/2	MS-10	24.52
3	MS-12	26.61
4	MS-16	38.86
6	MS-24	86.15
8	MS-32	143.55

Brass

1-1/4	MB-5	18.40
1-1/2	MB-6	17.75
2	MB-8	21.39
2-1/2	MB-10	44.56
3	MB-12	63.45
4	MB-16	106.49

316 Stainless Steel

1-1/2	MSS-6	27.92
2	MSS-8	40.33
3	MSS-12	111.68

FEMALE LONG SHANK



Shank: Plated Steel Nut: Brass

hose size	part number	list each
1-1/2	LSB-6	39.41
2	LSB-8	45.97
2-1/2	LSB-10	74.82
3	LSB-12	69.30
4	LSB-16	109.43

Shank: Brass

Nut: Brass


1-1/2	LBB-6	51.11
2	LBB-8	63.44
2-1/2	LBB-10	96.03
3	LBB-12	135.68
4	LBB-16	222.02

Shank: 316 Stainless

Nut: 316 Stainless (includes Teflon Washer)

1-1/2	LSS-6	124.09
2	LSS-8	155.11
3	LSS-12	209.39

FEMALE LONG SHANK (hex nut)



Shank: Brass

Hex Nut: Brass

hose size	part number	list each
1-1/2	XLFB-6	80.19
2	XLFB-8	92.67
2-1/2	XLFB-10	124.76
3	XLFB-12	176.42
4	XLFB-16	338.60

MALE LONG SHANK



Plated Steel

hose size	part number	list each
1-1/2	LMS-6	18.91
2	LMS-8	23.64
2-1/2	LMS-10	39.41
3	LMS-12	39.02
4	LMS-16	59.90

Brass

1-1/2	LMB-6	37.43
2	LMB-8	55.24
2-1/2	LMB-10	80.19
3	LMB-12	123.87
4	LMB-16	290.04

316 Stainless

1-1/2	LMSS-6	54.28
2	LMSS-8	79.10
3	LMSS-12	144.25

NH SUCTION HOSE COUPLINGS (NST threads)



COMPLETE SET (NH)



Shanks: Plated Steel

Nut: Brass

hose size	part number	list each
1-1/2	NHS-6	48.47
2-1/2	NHS-10	92.52

Shanks: Brass

Nut: Brass

1-1/2	NHB-6	76.37
2-1/2	NHB-10	154.47

FEMALE SHANK (NH)



Shanks: Plated Steel

Nut: Brass

hose size	part number	list each
1-1/2	FHS-6	28.64
2-1/2	FHS-10	58.74

Shanks: Brass

Nut: Brass

1-1/2	FHB-6	34.71
2-1/2	FHB-10	72.89

MALE SHANK (NH)



Plated Steel

hose size	part number	list each
1-1/2	MHS-6	19.82
2-1/2	MHS-10	33.78

Brass

1-1/2	MHB-6	41.65
2-1/2	MHB-10	81.57

WASHER



Neoprene (NPSM)

hose size	part number	list each
1-1/4	WN-5	0.66
1-1/2	WN-6	0.66
2	WN-8	0.72
2-1/2	WN-10	0.86
3	WN-12	1.35
4	WN-16	1.68
6	WN-24	6.80
8	WN-32	14.72

Teflon® (NPSM)

1-1/2	WT-6	12.71
2	WT-8	14.98
3	WT-12	20.60

Neoprene (NH)

1-1/2	NHW-6	2.89
2-1/2	NHW-10	2.89

SPANNER WRENCH



size	part number	list each
1-1/2	SW-6	8.43
2	SW-8	8.43
3	SW-12	10.09
4	SW-16	10.09
6	SW-32	50.44
8	SW-32	50.44

ADJUSTABLE HYDRANT WRENCH



part number	list each
AHW-1	48.33

- Adjustable for 1-1/4" square nuts and pentagon hydrant nuts up to 1-3/4" point to flat.
- Spanner hook for 1-1/2" through 6" pin lug nuts.
- 18" overall length.
- Sold in 5 per carton quantity.

FOOT VALVES & STRAINERS



ROUND HOLE STEEL STRAINER



npsm size	part number	list each
1-1/2	RHS-6	15.99
2	RHS-8	18.25
2-1/2	RHS-10	22.98
3	RHS-12	29.36
4	RHS-16	40.85
6	RHS-24	114.86
8	RHS-32	268.02

SQUARE HOLE STEEL STRAINER



npsm size	part number	list each
1-1/2	SHS-6	17.75
2	SHS-8	20.25
2-1/2	SHS-10	25.52
3	SHS-12	32.62
4	SHS-16	45.39
6	SHS-24	127.64

TOP HOLE STEEL STRAINER



npsm size	part number	list each
1-1/2	THS-6	56.44
2	THS-8	63.14
3	THS-12	142.63

BOTTOM HOLE STEEL STRAINER



npsm size	part number	list each
1-1/2	BHS-6	60.78
2	BHS-8	68.92
3	BHS-12	154.34

FOOT VALVE (painted cast iron)




npt size	part number	list each
1-1/2	FV-6	24.68
2	FV-8	38.43
2-1/2	FV-10	52.73
3	FV-12	65.64
4	FV-16	109.12
6	FV-24	269.28
8	FV-32	561.00

Foot Valve components are available upon request.



BALL & SOCKET COUPLINGS



FEMALE* (socket x machined hose end)



Plated Steel

hose size	part number	list each
2	BFGS-8	45.49
3	BFGS-12	49.55
4	BFGS-16	112.88
6	BFGS-24	236.67
8	BFGS-32	439.48

*Sold without SBR ring gasket listed below

MALE (ball x machined hose end)



Plated Steel

hose size	part number	list each
2	BMGS-8	45.09
3	BMGS-12	48.95
4	BMGS-16	107.64
6	BMGS-24	217.85
8	BMGS-32	410.30

LEVER



Galvanized Steel

hose size	part number	list each
2	BLGS-8	26.35
3	BLGS-12	42.36
4	BLGS-16	67.15
6	BLGS-24	127.97
8	BLGS-32	210.67

RING GASKET



SBR

hose size	part number	list each
2	BSG-8	4.35
3	BSG-12	5.27
4	BSG-16	6.05
6	BSG-24	12.15
8	BSG-32	16.42

SLEEVES



SLEEVES for medium machined shank couplings



Plated Steel

hose size	sleeve i.d.	part number	list each
1/2	1	SPS050100S	4.29
3/4	1-8/64	SPS075108S	4.45
3/4	1-20/64	SPS075120S	4.45
3/4	1-24/64	SPS075124S	4.45
1	1-28/64	SPS100128S	4.61
1	1-32/64	SPS100132S	4.61
1	1-36/64	SPS100136S	4.61
1	1-40/64	SPS100140S	4.61
1	1-44/64	SPS100144S	4.61
1	1-48/64	SPS100148S	4.61
1-1/4	1-40/64	SPS125140S	4.78
1-1/4	1-48/64	SPS125148S	4.78
1-1/4	1-52/64	SPS125152S	4.78
1-1/4	1-56/64	SPS125156S	4.78
1-1/2	1-60/64	SPS150160S	4.94
1-1/2	2	SPS150200S	4.94
1-1/2	2-4/64	SPS150204S	4.94
1-1/2	2-8/64	SPS150208S	4.94
1-1/2	2-12/64	SPS150212S	4.94
1-1/2	2-16/64	SPS150216S	4.94
1-1/2	2-20/64	SPS150220S	4.94
1-1/2	2-24/64	SPS150224S	4.94
2	2-8/64	SPS200208S	5.99
2	2-16/64	SPS200216S	5.99
2	2-24/64	SPS200224S	5.99
2	2-28/64	SPS200228S	5.99
2	2-32/64	SPS200232S	5.99
2	2-36/64	SPS200236S	5.99
2	2-40/64	SPS200240S	5.99
2	2-44/64	SPS200244S	5.99
2	2-48/64	SPS200248S	5.99
2	2-52/64	SPS200252S	5.99
2	2-56/64	SPS200256S	5.99
2	2-60/64	SPS200260S	5.99
2	3	SPS200300S	5.99
2-1/2	2-48/64	SPS250248S	7.79
2-1/2	2-56/64	SPS250256S	7.79
2-1/2	3	SPS250300S	7.79
2-1/2	3-8/64	SPS250308S	7.79
2-1/2	3-16/64	SPS250316S	7.79
2-1/2	3-24/64	SPS250324S	7.79
2-1/2	3-32/64	SPS250332S	7.79

continued on next page

Plated Steel Sleeves

(continued from previous page)

3	3-8/64	SPS300308S	10.59
3	3-16/64	SPS300316S	10.59
3	3-24/64	SPS300324S	10.59
3	3-28/64	SPS300328S	10.59
3	3-32/64	SPS300332S	10.59
3	3-36/64	SPS300336S	10.59
3	3-40/64	SPS300340S	10.59
3	3-44/64	SPS300344S	10.59
3	3-48/64	SPS300348S	10.59
3	3-52/64	SPS300352S	10.59
3	3-56/64	SPS300356S	10.59
3	3-60/64	SPS300360S	10.59
3	4	SPS300400S	10.59
4	4-16/64	SPS400416S	14.26
4	4-24/64	SPS400424S	14.26
4	4-32/64	SPS400432S	14.26
4	4-36/64	SPS400436S	14.26
4	4-40/64	SPS400440S	14.26
4	4-44/64	SPS400444S	14.26
4	4-48/64	SPS400448S	14.26
4	4-52/64	SPS400452S	14.26
4	4-56/64	SPS400456S	14.26
4	4-60/64	SPS400460S	14.26
4	5	SPS400500S	14.26
6	6-16/64	SPS600616	37.39
6	6-24/64	SPS600624	37.39
6	6-32/64	SPS600632	37.39
6	6-40/64	SPS600640	37.39
6	6-48/64	SPS600648	37.39
6	6-56/64	SPS600656	37.39
6	7	SPS600700	37.39
6	7-8/64	SPS600708	37.39
6	7-16/64	SPS600716	37.39
6	7-24/64	SPS600724	37.39
8	8-32/64	SPS800832	87.02
8	8-48/64	SPS800848	87.02
8	9	SPS800900	87.02
8	9-16/64	SPS800916	87.02
8	9-32/64	SPS800932	87.02


304 Stainless

1/2	1	SSS050100S	6.40
3/4	1-4/64	SSS075104S	6.72
3/4	1-8/64	SSS075108S	6.72
3/4	1-12/64	SSS075112S	6.72
3/4	1-16/64	SSS075116S	6.72
3/4	1-20/64	SSS075120S	6.72
3/4	1-24/64	SSS075124S	6.72
1	1-28/64	SSS100128S	7.02
1	1-32/64	SSS100132S	7.02
1	1-36/64	SSS100136S	7.02
1	1-40/64	SSS100140S	7.02
1	1-44/64	SSS100144S	7.02
1	1-48/64	SSS100148S	7.02
1-1/4	1-40/64	SSS125140S	8.12
1-1/4	1-48/64	SSS125148S	8.12
1-1/4	1-52/64	SSS125152S	8.12
1-1/4	1-56/64	SSS125156S	8.12
1-1/2	1-60/64	SSS150160S	8.58
1-1/2	2	SSS150200S	8.58
1-1/2	2-4/64	SSS150204S	8.58
1-1/2	2-8/64	SSS150208S	8.58
1-1/2	2-12/64	SSS150212S	8.58
1-1/2	2-16/64	SSS150216S	8.58
1-1/2	2-20/64	SSS150220S	8.58
1-1/2	2-24/64	SSS150224S	8.58
2	2-8/64	SSS200208S	12.33
2	2-16/64	SSS200216S	12.33
2	2-24/64	SSS200224S	12.33
2	2-28/64	SSS200228S	12.33
2	2-32/64	SSS200232S	12.33
2	2-36/64	SSS200236S	12.33
2	2-40/64	SSS200240S	12.33
2	2-44/64	SSS200244S	12.33
2	2-48/64	SSS200248S	12.33
2	2-52/64	SSS200252S	12.33
2	2-56/64	SSS200256S	12.33
2	2-60/64	SSS200260S	12.33
2	3	SSS200300S	12.33
2-1/2	3-8/64	SSS250308S	16.08
2-1/2	3-16/64	SSS250316S	16.08
2-1/2	3-24/64	SSS250324S	16.08
2-1/2	3-32/64	SSS250332S	16.08
3	3-8/64	SSS300308S	17.94
3	3-16/64	SSS300316S	17.94
3	3-24/64	SSS300324S	17.94
3	3-28/64	SSS300328S	17.94
3	3-32/64	SSS300332S	17.94
3	3-36/64	SSS300336S	17.94
3	3-40/64	SSS300340S	17.94
3	3-44/64	SSS300344S	17.94
3	3-48/64	SSS300348S	17.94
3	3-52/64	SSS300352S	17.94
3	3-56/64	SSS300356S	17.94
3	3-60/64	SSS300360S	17.94
3	4	SSS300400S	17.94
4	4-16/64	SSS400416S	29.81
4	4-24/64	SSS400424S	29.81
4	4-32/64	SSS400432S	29.81
4	4-36/64	SSS400436S	29.81
4	4-40/64	SSS400440S	29.81
4	4-44/64	SSS400444S	29.81
4	4-48/64	SSS400448S	29.81
4	4-52/64	SSS400452S	29.81
4	4-56/64	SSS400456S	29.81
4	4-60/64	SSS400460S	29.81
4	5	SSS400500S	29.81

For a complete listing of
 all Ferrules and Sleeves,
 go to Section G.



CampbellCrimpnoology™ offers crimping flexibility for your multi-purpose hose applications.



Crimpnoology Nipple

Flanges meet ANSI/ASME B16.5 150 pound class specifications.



CRIMPNOLOGY NIPPLES

Features & Benefits

- Designed for use with Campbell Interlocking Ferrules.
- Fittings use the same ferrules as Campbell COBRA Parts C and E, ChemJoint Couplings, and Goodyear InstaLock Cam & Groove Couplings to keep ferrule inventory low and flexible.
- Interlock groove on fitting locks ferrule into place for the ultimate in holding power.
- Graduated serration pattern (sharper near the interlock, rounder near the end, with smooth end detail to reduce potential failure caused by abrasion) grips, seals, and protects hose.
- Shank and ferrule lengths are matched for performance and to avoid potential hose tube or cover damage.
- Crimped assemblies are low profile and eliminate sharp edges from clamp buckles.

Recommended Hose Attachment

- Interlocking ferrules

Recommended Use

- Multi-purpose fluid, chemical, bulk handling

Special Features

- Crimpnoology Nipples provide an excellent fitting solution for medium-pressure applications such as “Frac Hose”, mud-pump hose, and other abusive applications.
- Long Shank Crimpnoology Nipples provide excellent sealing and retention for high-pressure applications (See ratings chart below).

MAX. SYSTEM WORKING PRESSURE (PSI @ 70°F) SEE NOTE 1

Hose System Components			Hose Size										
Fitting/Coupling	Attachment	Hose Type ²	1/2	3/4	1	1-1/4	1-1/2	2	2-1/2	3	4	6	8
Crimpnoology Nipple	Ferrule	Chem/Rubber	-	-	500	350	325	300	275	250	250	225	-
Crimpnoology Nipple	Ferrule	Soft	-	-	200	175	150	150	125	100	75	-	-
Long Crimpnoology Nipple	Long Ferrule	Rubber	-	-	-	-	1000	1000	650	600	500	-	-
Crimpnoology Flange (Steel) ³	Ferrule	Chem/Rubber	-	-	-	-	285	285	275	250	250	225	-
Crimpnoology Flange (SS) ³	Ferrule	Chem/Rubber	-	-	-	-	230	230	230	230	230	-	-

See footnotes 1, 2, and 4 on Page 1



CRIMPNOLOGY NIPPLES



THREADED



Plated Steel

hose size	part number	list each
1	HAPS-4C	23.47
1-1/4	HAPS-5C	23.71
1-1/2	HAPS-6C	23.95
2	HAPS-8C	28.69
2-1/2	HAPS-10C	43.14
3	HAPS-12C	51.98
4	HAPS-16C	66.06
6	HAPS-24C	139.12

316 Stainless

1	HASS-4C	42.37
1-1/4	HASS-5C	48.90
1-1/2	HASS-6C	53.29
2	HASS-8C	65.19
2-1/2	HASS-10C	110.63
3	HASS-12C	136.46
4	HASS-16C	201.61
6	HASS-24C	759.10

THREADED LONG SHANK



Steel

hose size	part number	list each
1-1/2	HALPS-6C	35.29
2	HALPS-8C	36.34
2-1/2	HALPS-10C	61.19
3	HALPS-12C	81.49
4	HALPS-16C	120.30

SQUARE CUT END



Steel

hose size	part number	list each
1-1/2	HAS-6C SQ	23.00
2	HAS-8C SQ	27.54
2-1/2	HAS-10C SQ	41.41
3	HAS-12C SQ	49.90
4	HAS-16C SQ	63.41

GROOVED



Steel

hose size	part number	list each
1-1/2	HAGS-6C	31.14
2	HAGS-8C	37.31
2-1/2	HAGS-10C	56.09
3	HAGS-12C	67.57
4	HAGS-16C	85.87

316 Stainless

1-1/2	HAGSS-6C	66.61
2	HAGSS-8C	81.50
2-1/2	HAGSS-10C	163.13
3	HAGSS-12C	191.48
4	HAGSS-16C	252.01

FLANGED (with 150 lb. fixed flange)



Steel

hose size	part number	list each
1-1/2	FHAS-6C	123.22
2	FHAS-8C	126.02
2-1/2	FHAS-10C	165.46
3	FHAS-12C	157.38
4	FHAS-16C	191.11
6	FHAS-24C	448.50

316 Stainless

1-1/2	FHASS-6C	264.50
2	FHASS-8C	290.30
2-1/2	FHASS-10C	422.30
3	FHASS-12C	466.40
4	FHASS-16C	638.20
6	FHASS-24C	959.80

TURNBACK (for use with 150 lb. floating flange)




Steel

hose size	part number	list each
1-1/2	THAS-6C	43.98
2	THAS-8C	46.28
2-1/2	THAS-10C	89.72
3	THAS-12C	105.08
4	THAS-16C	187.55
6	THAS-24C	491.40

316 Stainless

1-1/2	THASS-6C	91.00
2	THASS-8C	174.83
2-1/2	THASS-10C	234.41
3	THASS-12C	312.91
4	THASS-16C	444.40
6	THASS-24C	POR

FLANGE-FLOATING (150 lb.)




Steel

hose size	part number	list each
1-1/2	FF150S-6	33.15
2	FF150S-8	35.00
2-1/2	FF150S-10	54.00
3	FF150S-12	58.20
4	FF150S-16	81.10
6	FF150S-24	119.70
8	FF150S-32	198.60

316 Stainless

1-1/2	FF150SS-6	154.30
2	FF150SS-8	191.35
2-1/2	FF150SS-10	245.70
3	FF150SS-12	299.50
4	FF150SS-16	415.40
6	FF150SS-24	498.00

FLANGE-THREADED (150 lb.)




Steel

npt size	part number	list each
1-1/2	FT150S-6	47.74
2	FT150S-8	56.87
2-1/2	FT150S-10	58.96
3	FT150S-12	67.16
4	FT150S-16	78.10

316 Stainless

1-1/2	FT150SS-6	154.00
2	FT150SS-8	202.40
2-1/2	FT150SS-10	244.73
3	FT150SS-12	291.94
4	FT150SS-16	401.39

FLANGE-SLIP ON (150 lb.)



Steel

npt size	part number	list each
1-1/2	FS150S-6	31.30
2	FS150S-8	32.75
2-1/2	FS150S-10	56.65
3	FS150S-12	53.50
4	FS150S-16	69.75
6	FS150S-24	98.80

316 Stainless

1-1/2	FS150SS-6	163.20
2	FS150SS-8	205.45
2-1/2	FS150SS-10	342.72
3	FS150SS-12	326.40
4	FS150SS-16	446.75
6	FS150SS-24	675.25

FERRULES FOR CRIMPNOLOGY NIPPLES



FERRULES

FERRULES for crimpology nipples



Plated Steel

hose size	ferrule i.d.	part number	list each
1	1-32/64	FPS100132	9.86
1	1-36/64	FPS100136	9.86
1	1-40/64	FPS100140	9.86
1	1-44/64	FPS100144	9.86
1	1-48/64	FPS100148	9.86
1	1-52/64	FPS100152	9.86
1-1/4	1-52/64	FPS125152	10.25
1-1/4	1-56/64	FPS125156	10.25
1-1/4	1-60/64	FPS125160	10.25
1-1/2	1-60/64	FPS150160	11.24
1-1/2	2	FPS150200	11.24
1-1/2	2-4/64	FPS150204	11.24
1-1/2	2-8/64	FPS150208	11.24
1-1/2	2-12/64	FPS150212	11.24
1-1/2	2-16/64	FPS150216	11.24
1-1/2	2-20/64	FPS150220	11.24
1-1/2	2-24/64	FPS150224	11.24
2	2-32/64	FPS200232	13.63
2	2-36/64	FPS200236	13.63
2	2-40/64	FPS200240	13.63
2	2-44/64	FPS200244	13.63
2	2-48/64	FPS200248	13.63
2	2-52/64	FPS200252	13.63
2	2-56/64	FPS200256	13.63
2	2-60/64	FPS200260	13.63
2-1/2	3-8/64	FPS250308	18.13
2-1/2	3-12/64	FPS250312	18.13
2-1/2	3-16/64	FPS250316	18.13
2-1/2	3-20/64	FPS250320	18.13
2-1/2	3-28/64	FPS250328	18.13
3	3-36/64	FPS300336	18.40
3	3-40/64	FPS300340	18.40
3	3-44/64	FPS300344	18.40
3	3-48/64	FPS300348	18.40
3	3-52/64	FPS300352	18.40
3	3-56/64	FPS300356	18.40
3	3-60/64	FPS300360	18.40
3	4	FPS300400	18.40
4	4-36/64	FPS400436	24.16
4	4-40/64	FPS400440	24.16
4	4-44/64	FPS400444	24.16
4	4-48/64	FPS400448	24.16
4	4-52/64	FPS400452	24.16
4	4-56/64	FPS400456	24.16
4	4-60/64	FPS400460	24.16
4	5	FPS400500	24.16
4	5-4/64	FPS400504	24.16
6	6-40/64	FPS600640	51.54
6	6-56/64	FPS600656	51.54
6	7-8/64	FPS600708	51.54
6	7-24/64	FPS600724	51.54

304 Stainless

hose size	ferrule i.d.	part number	list each
1	1-32/64	FSS100132	9.99
1	1-36/64	FSS100136	9.99
1	1-40/64	FSS100140	9.99
1	1-44/64	FSS100144	9.99
1	1-48/64	FSS100148	9.99
1	1-52/64	FSS100152	9.99
1-1/4	1-52/64	FSS125152	10.76
1-1/4	1-56/64	FSS125156	10.76
1-1/4	1-60/64	FSS125160	10.76
1-1/2	1-60/64	FSS150160	15.45
1-1/2	2	FSS150200	15.45
1-1/2	2-4/64	FSS150204	15.45
1-1/2	2-8/64	FSS150208	15.45
1-1/2	2-12/64	FSS150212	15.45
1-1/2	2-16/64	FSS150216	15.45
1-1/2	2-20/64	FSS150220	15.45
1-1/2	2-24/64	FSS150224	15.45
2	2-32/64	FSS200232	18.57
2	2-36/64	FSS200236	18.57
2	2-40/64	FSS200240	18.57
2	2-44/64	FSS200244	18.57
2	2-48/64	FSS200248	18.57
2	2-52/64	FSS200252	18.57
2	2-56/64	FSS200256	18.57
2	2-60/64	FSS200260	18.57
2-1/2	3-8/64	FSS250308	26.69
2-1/2	3-12/64	FSS250312	26.69
2-1/2	3-16/64	FSS250316	26.69
2-1/2	3-20/64	FSS250320	26.69
2-1/2	3-28/64	FSS250328	26.69
3	3-36/64	FSS300336	30.44
3	3-40/64	FSS300340	30.44
3	3-44/64	FSS300344	30.44
3	3-48/64	FSS300348	30.44
3	3-52/64	FSS300352	30.44
3	3-56/64	FSS300356	30.44
3	3-60/64	FSS300360	30.44
3	4	FSS300400	30.44
4	4-36/64	FSS400436	70.70
4	4-40/64	FSS400440	70.70
4	4-44/64	FSS400444	70.70
4	4-48/64	FSS400448	70.70
4	4-52/64	FSS400452	70.70
4	4-56/64	FSS400456	70.70
4	4-60/64	FSS400460	70.70
4	5	FSS400500	70.70
4	5-4/64	FSS400504	70.70

LONG SHANK FERRULES for long shank crimpology nipples



Plated Steel

hose size	ferrule i.d.	part number	list each
1-1/2	1-60/64	FPS150160L	15.81
1-1/2	2	FPS150200L	15.81
1-1/2	2-4/64	FPS150204L	15.81
1-1/2	2-8/64	FPS150208L	15.81
1-1/2	2-12/64	FPS150212L	15.81
1-1/2	2-16/64	FPS150216L	15.81
1-1/2	2-20/64	FPS150220L	15.81
1-1/2	2-24/64	FPS150224L	15.81
2	2-32/64	FPS200232L	19.20
2	2-36/64	FPS200236L	19.20
2	2-40/64	FPS200240L	19.20
2	2-44/64	FPS200244L	19.20
2	2-48/64	FPS200248L	19.20
2	2-52/64	FPS200252L	19.20
2	2-56/64	FPS200256L	19.20
2	2-60/64	FPS200260L	19.20
2-1/2	3-8/64	FPS250308L	26.40
2-1/2	3-12/64	FPS250312L	26.40
2-1/2	3-16/64	FPS250316L	26.40
2-1/2	3-20/64	FPS250320L	26.40
2-1/2	3-28/64	FPS250328L	26.40
3	3-36/64	FPS300336L	27.07
3	3-40/64	FPS300340L	27.07
3	3-44/64	FPS300344L	27.07
3	3-48/64	FPS300348L	27.07
3	3-52/64	FPS300352L	27.07
3	3-56/64	FPS300356L	27.07
3	3-60/64	FPS300360L	27.07
3	4	FPS300400L	27.07
4	4-40/64	FPS400440L	36.75
4	4-44/64	FPS400444L	36.75
4	4-48/64	FPS400448L	36.75
4	4-52/64	FPS400452L	36.75
4	4-56/64	FPS400456L	36.75
4	4-60/64	FPS400460L	36.75
4	5	FPS400500L	36.75
4	5-4/64	FPS400504L	36.75

For a complete listing of
all Ferrules and Sleeves,
go to Section G.





CampbellCrimpnology™ offers crimping flexibility for your liquid, bulk, and chemical transfer hose applications.

“CAMPBELL COBRA” VS. “STANDARD COBRA”

“COBRA” is the trade name for our entire line of cam & groove couplings. “Campbell COBRA” is the upgraded versions of Parts C and E. Although imported, Campbell COBRA C’s and E’s are designed by Campbell and produced to strict Campbell specifications.

Features & Benefits

- Designed for use with Campbell Interlocking Ferrules.
- 360° interlock groove on fitting locks ferrule into place for the ultimate in holding power.
- Shank and ferrule lengths are matched for performance and to avoid potential hose tube or hose cover damage (right).
- Serrations designed to grip, seal, and protect hose when crimped. *Note: Traditional “two bump” designs are for banding, not crimping. Campbell does not recommend crimping on “two bump” shanks.*
- Crimped assemblies are low profile and eliminate sharp edges from clamp buckles.
- Couplings use the same ferrules as Crimpnology Nipples, ChemJoint Couplings, and Goodyear InstaLock Cam & Groove Couplings to keep your inventory as flexible as possible.
- Designed to couple and interchange with couplings made to ASTM F1122, CID A-A-59326, MIL-C-27487.

Recommended Hose Attachment

- Interlocking ferrules

Recommended Use

- Multi-purpose liquid, chemical, bulk handling




Campbell Cobra Part C and matching Campbell Interlocking Ferrule



Special Feature

- Locking handles (right) can be purchased assembled onto the coupling or as a kit and retrofitted onto existing inventory ... another easy and cost-effective way to keep inventory flexible.



Locking Handle

MAX. SYSTEM WORKING PRESSURE (PSI @ 70°F) SEE NOTE 1

Hose System Components			Hose Size										
Fitting/Coupling	Attachment	Hose Type ²	1/2	3/4	1	1-1/4	1-1/2	2	2-1/2	3	4	6	8
Campbell COBRA Cam & Groove (SS) ⁴	Ferrule	Chem/Rubber	-	-	250	-	250	250	150	150	100	-	-
Campbell COBRA Cam & Groove (Alum) ⁴	Ferrule	Chem/Rubber	-	-	-	-	225	200	150	125	75	-	-

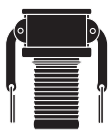
See footnotes 1, 2, and 5 on Page 1



CAMPBELL COBRA CAM & GROOVE COUPLINGS



PART C (with ferrule interlock)




316 Stainless			
hose size	part number	list each	
1	C-316-100C	21.83	
1-1/2	C-316-150C	41.19	
2	C-316-200C	59.27	
2-1/2	C-316-250C	78.78	
3	C-316-300C	104.89	
4	C-316-400C	161.83	

Aluminum			
hose size	part number	list each	
1-1/2	C-AL-150C	10.14	
2	C-AL-200C	11.95	
2-1/2	C-AL-250C	16.75	
3	C-AL-300C	19.88	
4	C-AL-400C	27.49	

Brass			
hose size	part number	list each	
1-1/2	C-BR-150C	30.62	
2	C-BR-200C	41.71	
3	C-BR-300C	72.15	
4	C-BR-400C	114.15	

Steel (investment cast)			
hose size	part number	list each	
1-1/2	C-S-150C	25.06	
2	C-S-200C	29.55	
3	C-S-300C	48.88	
4	C-S-400C	75.94	

PART C - locking handles (with ferrule interlock)



316 Stainless			
hose size	part number	list each	
1	CL-316-100C	42.92	
1-1/2	CL-316-150C	64.95	
2	CL-316-200C	82.14	
3	CL-316-300C	140.22	
4	CL-316-400C	200.72	

Aluminum			
hose size	part number	list each	
1-1/2	CL-AL-150C	37.07	
2	CL-AL-200C	41.96	
3	CL-AL-300C	48.24	
4	CL-AL-400C	58.89	

PART E (with ferrule interlock)



316 Stainless			
hose size	part number	list each	
1	E-316-100C	16.44	
1-1/2	E-316-150C	32.11	
2	E-316-200C	51.18	
2-1/2	E-316-250C	68.63	
3	E-316-300C	89.70	
4	E-316-400C	145.29	

Aluminum			
hose size	part number	list each	
1-1/2	E-AL-150C	5.18	
2	E-AL-200C	6.71	
2-1/2	E-AL-250C	10.93	
3	E-AL-300C	11.99	
4	E-AL-400C	19.68	

Brass			
hose size	part number	list each	
1-1/2	E-BR-150C	21.78	
2	E-BR-200C	32.00	
3	E-BR-300C	62.39	
4	E-BR-400C	103.66	

Steel (investment cast)			
hose size	part number	list each	
1-1/2	E-S-150C	15.46	
2	E-S-200C	23.81	
3	E-S-300C	41.79	
4	E-S-400C	56.29	

LOCKING HANDLE KIT (for Campbell Cobra C's only)



Ring/Pin/Lock: Stainless Handle: Investment Cast Stainless

hose size	part number	list each	
1	LHRPSS-100	15.51	
1-1/2	LHRPSS-200	17.12	
2	LHRPSS-200	17.12	
2-1/2	LHRPSS-200	17.12	
3	LHRPSS-300	20.32	
4	LHRPSS-300	20.32	

CONE STRAINERS (for use with Part C's)



Stainless			
hose size	part number	list each	
3	CGSS-12	30.00	
4	CGSS-16	36.00	

STANDARD COBRA CAM & GROOVE COUPLINGS

PART A



316 Stainless			
npt size	part number	list each	
1/2	A-316-50	12.03	
3/4	A-316-75	12.08	
1	A-316-100	14.89	
1-1/4	A-316-125	21.21	
1-1/2	A-316-150	25.52	
2	A-316-200	30.13	
2-1/2	A-316-250	53.96	
3	A-316-300	58.78	
4	A-316-400	111.12	
5	A-316-500	180.78	
6	A-316-600	226.17	
8	A-316-800	*	

304 Stainless			
npt size	part number	list each	
1/2	A-SS-50	9.36	
3/4	A-SS-75	9.35	
1	A-SS-100	11.25	
1-1/4	A-SS-125	16.52	
1-1/2	A-SS-150	19.07	
2	A-SS-200	22.22	
2-1/2	A-SS-250	39.59	
3	A-SS-300	42.71	
4	A-SS-400	84.42	
5	A-SS-500	142.99	
6	A-SS-600	174.48	
8	A-SS-800	448.08	

Aluminum			
npt size	part number	list each	
1/2	A-AL-50	3.25	
3/4	A-AL-75	3.19	
1	A-AL-100	4.04	
1-1/4	A-AL-125	5.02	
1-1/2	A-AL-150	4.15	
2	A-AL-200	4.65	
2-1/2	A-AL-250	9.07	
3	A-AL-300	8.98	
4	A-AL-400	14.79	
5	A-AL-500	30.92	
6	A-AL-600	32.83	
8	A-AL-800	133.71	

Brass			
npt size	part number	list each	
1/2	A-BR-50	8.82	
3/4	A-BR-75	8.51	
1	A-BR-100	9.64	
1-1/4	A-BR-125	14.44	
1-1/2	A-BR-150	14.90	
2	A-BR-200	20.18	
2-1/2	A-BR-250	33.67	
3	A-BR-300	38.96	
4	A-BR-400	67.22	
5	A-BR-500	144.62	
6	A-BR-600	175.13	

*Call for current pricing

continued on next page

Ductile Iron

1-1/2	A-DI-150	12.27
2	A-DI-200	14.72
2-1/2	A-DI-250	*
3	A-DI-300	23.01
4	A-DI-400	37.21
5	A-DI-500	50.62


Poly-Glass

npt size	part number	list each
1/2	A-PP-50	2.08
3/4	A-PP-75	2.08
1	A-PP-100	2.46
1-1/4	A-PP-125	3.74
1-1/2	A-PP-150	3.78
2	A-PP-200	4.45
3	A-PP-300	7.88
4	A-PP-400	18.45

Ny-Glass

1/2	A-NY-50	3.68
3/4	A-NY-75	3.68
1	A-NY-100	4.35
1-1/4	A-NY-125	4.53
1-1/2	A-NY-150	4.45
2	A-NY-200	5.04
3	A-NY-300	10.99
4	A-NY-400	29.85

PART B



316 Stainless

npt size	part number	list each
1/2	B-316-50	19.44
3/4	B-316-75	19.46
1	B-316-100	25.64
1-1/4	B-316-125	36.29
1-1/2	B-316-150	43.17
2	B-316-200	51.27
2-1/2	B-316-250	66.17
3	B-316-300	96.36
4	B-316-400	145.57
5	B-316-500	237.56
6	B-316-600	314.33

304 Stainless

1/2	B-SS-50	16.51
3/4	B-SS-75	16.49
1	B-SS-100	20.19
1-1/4	B-SS-125	28.16
1-1/2	B-SS-150	31.48
2	B-SS-200	38.92
2-1/2	B-SS-250	49.51
3	B-SS-300	71.53
4	B-SS-400	108.04
5	B-SS-500	173.26
6	B-SS-600	240.24

Aluminum

1/2	B-AL-50	8.08
3/4	B-AL-75	6.92
1	B-AL-100	8.69
1-1/4	B-AL-125	10.17
1-1/2	B-AL-150	9.72
2	B-AL-200	10.43
2-1/2	B-AL-250	17.54
3	B-AL-300	19.09
4	B-AL-400	24.01
5	B-AL-500	50.41
6	B-AL-600	60.47

Aluminum

(with stainless handles)

3/4	B-ALS-75	7.10
1	B-ALS-100	8.92
1-1/4	B-ALS-125	10.17
1-1/2	B-ALS-150	9.72
2	B-ALS-200	10.42
2-1/2	B-ALS-250	17.99
3	B-ALS-300	19.58
4	B-ALS-400	24.64
6	B-ALS-600	60.47

Brass

npt size	part number	list each
1/2	B-BR-50	15.32
3/4	B-BR-75	15.52
1	B-BR-100	18.78
1-1/4	B-BR-125	24.59
1-1/2	B-BR-150	26.66
2	B-BR-200	33.11
2-1/2	B-BR-250	47.08
3	B-BR-300	64.50
4	B-BR-400	91.52
5	B-BR-500	216.86
6	B-BR-600	248.88

Ductile Iron

1-1/2	B-DI-150	22.57
2	B-DI-200	22.32
2-1/2	B-DI-250	*
3	B-DI-300	40.32
4	B-DI-400	55.45
5	B-DI-500	78.72

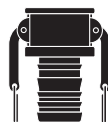
Poly-Glass

1/2	B-PP-50	6.43
3/4	B-PP-75	6.43
1	B-PP-100	6.85
1-1/4	B-PP-125	9.05
1-1/2	B-PP-150	9.69
2	B-PP-200	11.91
3	B-PP-300	19.51
4	B-PP-400	35.39

Ny-Glass

1/2	B-NY-50	8.56
3/4	B-NY-75	8.88
1	B-NY-100	9.22
1-1/4	B-NY-125	11.79
1-1/2	B-NY-150	12.00
2	B-NY-200	15.01
3	B-NY-300	23.35
4	B-NY-400	36.83

PART C (for use with sleeves or bands)



316 Stainless

hose size	part number	list each
1/2	C-316-50	19.24
3/4	C-316-75	17.59
1	C-316-100	22.85
1-1/4	C-316-125	34.76
1-1/2	C-316-150	36.55
2	C-316-200	50.20
2-1/2	C-316-250	75.03
3	C-316-300	89.75
4	C-316-400	141.55
5	C-316-500	310.03
6	C-316-600	356.66

304 Stainless

1/2	C-SS-50	15.97
3/4	C-SS-75	14.36
1	C-SS-100	19.18
1-1/4	C-SS-125	28.52
1-1/2	C-SS-150	33.15
2	C-SS-200	43.62
2-1/2	C-SS-250	61.07
3	C-SS-300	84.15
4	C-SS-400	123.34
5	C-SS-500	226.15
6	C-SS-600	265.74
8	C-SS-800	736.94

Aluminum

hose size	part number	list each
1/2	C-AL-50	6.08
3/4	C-AL-75	6.08
1	C-AL-100	7.60
1-1/4	C-AL-125	10.43
1-1/2	C-AL-150	9.55
2	C-AL-200	10.72
2-1/2	C-AL-250	16.56
3	C-AL-300	19.14
4	C-AL-400	26.75
5	C-AL-500	53.05
6	C-AL-600	69.46
8	C-AL-800	253.03

Aluminum

(with stainless handles)

3/4	C-ALS-75	6.08
1	C-ALS-100	7.60
1-1/4	C-ALS-125	10.43
1-1/2	C-ALS-150	9.55
2	C-ALS-200	10.72
2-1/2	C-ALS-250	16.56
3	C-ALS-300	19.14
4	C-ALS-400	26.75
6	C-ALS-600	69.46

Brass

1/2	C-BR-50	14.47
3/4	C-BR-75	14.47
1	C-BR-100	20.64
1-1/4	C-BR-125	27.01
1-1/2	C-BR-150	27.84
2	C-BR-200	37.92
2-1/2	C-BR-250	48.37
3	C-BR-300	65.58
4	C-BR-400	96.73
5	C-BR-500	233.28
6	C-BR-600	313.32

Ductile Iron

1-1/2	C-DI-150	22.78
2	C-DI-200	26.23
2-1/2	C-DI-250	*
3	C-DI-300	44.44
4	C-DI-400	65.80
5	C-DI-500	99.53

Poly-Glass

1/2	C-PP-50	6.64
3/4	C-PP-75	6.64
1	C-PP-100	7.54
1-1/4	C-PP-125	9.05
1-1/2	C-PP-150	10.54
2	C-PP-200	12.32
3	C-PP-300	19.51
4	C-PP-400	36.88

Ny-Glass

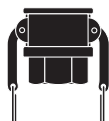
1/2	C-NY-50	6.87
3/4	C-NY-75	7.22
1	C-NY-100	8.08
1-1/4	C-NY-125	13.07
1-1/2	C-NY-150	13.29
2	C-NY-200	15.16
3	C-NY-300	24.76
4	C-NY-400	38.17

Brass

1/2	D-BR-50	14.10
3/4	D-BR-75	15.51
1	D-BR-100	19.15
1-1/4	D-BR-125	28.43
1-1/2	D-BR-150	26.49
2	D-BR-200	33.78
2-1/2	D-BR-250	48.50
3	D-BR-300	61.34
4	D-BR-400	96.31
5	D-BR-500	205.26
6	D-BR-600	276.32

Aluminum

1/2	E-AL-50	3.37
3/4	E-AL-75	3.37
1	E-AL-100	4.08
1-1/4	E-AL-125	5.82
1-1/2	E-AL-150	4.52
2	E-AL-200	5.63
2-1/2	E-AL-250	10.15
3	E-AL-300	11.76
4	E-AL-400	19.91
5	E-AL-500	41.04
6	E-AL-600	53.71
8	E-AL-800	153.70

PART D

316 Stainless

npt size	part number	list each
1/2	D-316-50	19.46
3/4	D-316-75	19.46
1	D-316-100	25.50
1-1/4	D-316-125	36.91
1-1/2	D-316-150	44.96
2	D-316-200	55.82
2-1/2	D-316-250	79.82
3	D-316-300	100.79
4	D-316-400	155.47
5	D-316-500	289.03
6	D-316-600	315.40

304 Stainless

1/2	D-SS-50	16.78
3/4	D-SS-75	16.78
1	D-SS-100	20.19
1-1/4	D-SS-125	29.72
1-1/2	D-SS-150	35.56
2	D-SS-200	43.22
2-1/2	D-SS-250	61.46
3	D-SS-300	82.80
4	D-SS-400	121.72
5	D-SS-500	204.67
6	D-SS-600	239.56

Aluminum

1/2	D-AL-50	8.02
3/4	D-AL-75	7.10
1	D-AL-100	8.69
1-1/4	D-AL-125	10.96
1-1/2	D-AL-150	10.15
2	D-AL-200	11.14
2-1/2	D-AL-250	18.52
3	D-AL-300	18.46
4	D-AL-400	25.79
5	D-AL-500	50.32
6	D-AL-600	65.13
8	D-AL-800	231.91

Aluminum
(with stainless handles)

3/4	D-ALS-75	7.10
1	D-ALS-100	8.69
1-1/4	D-ALS-125	10.96
1-1/2	D-ALS-150	10.15
2	D-ALS-200	11.14
2-1/2	D-ALS-250	18.52
3	D-ALS-300	18.46
4	D-ALS-400	25.79
6	D-ALS-600	65.13

Ductile Iron

1-1/2	D-DI-150	22.78
2	D-DI-200	35.12
2-1/2	D-DI-250	*
3	D-DI-300	41.47
4	D-DI-400	64.93
5	D-DI-500	88.75

Poly-Glass

npt size	part number	list each
1/2	D-PP-50	6.82
3/4	D-PP-75	6.82
1	D-PP-100	7.54
1-1/4	D-PP-125	9.05
1-1/2	D-PP-150	9.97
2	D-PP-200	12.15
3	D-PP-300	22.01
4	D-PP-400	38.58

Ny-Glass

1/2	D-NY-50	7.22
3/4	D-NY-75	7.54
1	D-NY-100	8.34
1-1/4	D-NY-125	12.45
1-1/2	D-NY-150	12.72
2	D-NY-200	15.23
3	D-NY-300	25.86
4	D-NY-400	40.42

Brass

hose size	part number	list each
1/2	E-BR-50	7.91
3/4	E-BR-75	10.81
1	E-BR-100	11.63
1-1/4	E-BR-125	16.38
1-1/2	E-BR-150	19.45
2	E-BR-200	27.83
2-1/2	E-BR-250	39.89
3	E-BR-300	52.87
4	E-BR-400	86.39
5	E-BR-500	204.08
6	E-BR-600	273.23

Ductile Iron

1-1/2	E-DI-150	13.23
2	E-DI-200	21.65
2-1/2	E-DI-250	*
3	E-DI-300	37.98
4	E-DI-400	51.17
5	E-DI-500	82.39

Poly-Glass

1/2	E-PP-50	2.41
3/4	E-PP-75	2.41
1	E-PP-100	2.84
1-1/4	E-PP-125	4.04
1-1/2	E-PP-150	4.11
2	E-PP-200	4.35
3	E-PP-300	8.45
4	E-PP-400	16.77

Ny-Glass

1/2	E-NY-50	3.03
3/4	E-NY-75	3.35
1	E-NY-100	3.68
1-1/4	E-NY-125	5.20
1-1/2	E-NY-150	5.30
2	E-NY-200	7.35
3	E-NY-300	14.06
4	E-NY-400	25.99

PART E
(for use with sleeves or bands)

316 Stainless

hose size	part number	list each
1/2	E-316-50	9.84
3/4	E-316-75	10.60
1	E-316-100	17.25
1-1/4	E-316-125	25.09
1-1/2	E-316-150	28.65
2	E-316-200	43.10
2-1/2	E-316-250	65.36
3	E-316-300	87.05
4	E-316-400	132.55
5	E-316-500	244.95
6	E-316-600	328.14

304 Stainless

1/2	E-SS-50	8.46
3/4	E-SS-75	8.46
1	E-SS-100	12.40
1-1/4	E-SS-125	18.11
1-1/2	E-SS-150	22.82
2	E-SS-200	34.23
2-1/2	E-SS-250	48.98
3	E-SS-300	70.19
4	E-SS-400	107.23
5	E-SS-500	178.69
6	E-SS-600	237.69

PART F

316 Stainless

npt size	part number	list each
1/2	F-316-50	13.29
3/4	F-316-75	13.29
1	F-316-100	19.46
1-1/4	F-316-125	28.59
1-1/2	F-316-150	34.23
2	F-316-200	45.49
2-1/2	F-316-250	65.08
3	F-316-300	87.38
4	F-316-400	153.94
5	F-316-500	249.58
6	F-316-600	339.68

***Call for current pricing**

304 Stainless

npt size	part number	list each
1/2	F-SS-50	12.21
3/4	F-SS-75	11.68
1	F-SS-100	14.80
1-1/4	F-SS-125	21.60
1-1/2	F-SS-150	26.97
2	F-SS-200	33.68
2-1/2	F-SS-250	46.70
3	F-SS-300	67.37
4	F-SS-400	116.09
5	F-SS-500	182.37
6	F-SS-600	252.19

Aluminum

1/2	F-AL-50	4.58
3/4	F-AL-75	3.95
1	F-AL-100	5.16
1-1/4	F-AL-125	6.92
1-1/2	F-AL-150	5.22
2	F-AL-200	5.78
2-1/2	F-AL-250	11.17
3	F-AL-300	12.68
4	F-AL-400	18.38
5	F-AL-500	37.58
6	F-AL-600	51.79
8	F-AL-800	191.45

Brass

1/2	F-BR-50	9.72
3/4	F-BR-75	9.72
1	F-BR-100	12.17
1-1/4	F-BR-125	18.21
1-1/2	F-BR-150	19.12
2	F-BR-200	26.12
2-1/2	F-BR-250	42.86
3	F-BR-300	54.52
4	F-BR-400	85.59
5	F-BR-500	176.38
6	F-BR-600	232.55

Ductile Iron

1-1/2	F-DI-150	14.94
2	F-DI-200	18.99
2-1/2	F-DI-250	*
3	F-DI-300	29.22
4	F-DI-400	46.34
5	F-DI-500	64.01

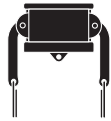
Poly-Glass

1/2	F-PP-50	2.41
3/4	F-PP-75	2.41
1	F-PP-100	2.67
1-1/4	F-PP-125	3.78
1-1/2	F-PP-150	3.99
2	F-PP-200	4.35
3	F-PP-300	9.29
4	F-PP-400	16.77

Ny-Glass

1/2	F-NY-50	3.03
3/4	F-NY-75	3.19
1	F-NY-100	3.45
1-1/4	F-NY-125	4.69
1-1/2	F-NY-150	4.79
2	F-NY-200	7.04
3	F-NY-300	14.26
4	F-NY-400	24.22

PART DC



316 Stainless

size	part number	list each
1/2	DC-316-50	17.32
3/4	DC-316-75	17.45
1	DC-316-100	21.21
1-1/4	DC-316-125	28.86
1-1/2	DC-316-150	33.15
2	DC-316-200	40.13
2-1/2	DC-316-250	57.31
3	DC-316-300	76.50
4	DC-316-400	105.62
5	DC-316-500	205.75
6	DC-316-600	273.39

304 Stainless

1/2	DC-SS-50	13.55
3/4	DC-SS-75	14.09
1	DC-SS-100	16.50
1-1/4	DC-SS-125	23.70
1-1/2	DC-SS-150	25.10
2	DC-SS-200	31.00
2-1/2	DC-SS-250	43.88
3	DC-SS-300	62.01
4	DC-SS-400	85.23
5	DC-SS-500	155.82
6	DC-SS-600	196.08

Aluminum

1/2	DC-AL-50	6.02
3/4	DC-AL-75	6.54
1	DC-AL-100	7.69
1-1/4	DC-AL-125	11.22
1-1/2	DC-AL-150	8.16
2	DC-AL-200	10.00
2-1/2	DC-AL-250	12.89
3	DC-AL-300	15.97
4	DC-AL-400	22.36
5	DC-AL-500	37.91
6	DC-AL-600	55.42
8	DC-AL-800	234.55

Aluminum

(with stainless handles)

3/4	DC-ALS-75	6.54
1	DC-ALS-100	8.11
1-1/4	DC-ALS-125	11.22
1-1/2	DC-ALS-150	8.16
2	DC-ALS-200	10.00
2-1/2	DC-ALS-250	13.79
3	DC-ALS-300	15.97
4	DC-ALS-400	22.36
6	DC-ALS-600	55.42

Brass

1/2	DC-BR-50	13.80
3/4	DC-BR-75	14.71
1	DC-BR-100	17.45
1-1/4	DC-BR-125	22.72
1-1/2	DC-BR-150	24.71
2	DC-BR-200	30.23
2-1/2	DC-BR-250	36.91
3	DC-BR-300	55.48
4	DC-BR-400	74.70
5	DC-BR-500	172.23
6	DC-BR-600	197.71

Ductile Iron

1-1/2	DC-DI-150	19.19
2	DC-DI-200	21.15
2-1/2	DC-DI-250	*
3	DC-DI-300	34.25
4	DC-DI-400	45.72
5	DC-DI-500	72.65

Poly-Glass

1/2	DC-PP-50	6.49
3/4	DC-PP-75	6.49
1	DC-PP-100	7.03
1-1/4	DC-PP-125	9.05
1-1/2	DC-PP-150	9.51
2	DC-PP-200	11.92
3	DC-PP-300	19.37
4	DC-PP-400	31.70

Ny-Glass

1/2	DC-NY-50	7.54
3/4	DC-NY-75	7.88
1	DC-NY-100	8.32
1-1/4	DC-NY-125	11.23
1-1/2	DC-NY-150	11.69
2	DC-NY-200	14.96
3	DC-NY-300	23.32
4	DC-NY-400	33.52

PART DP



316 Stainless

size	part number	list each
1/2	DP-316-50	7.92
3/4	DP-316-75	7.92
1	DP-316-100	9.87
1-1/4	DP-316-125	16.78
1-1/2	DP-316-150	20.40
2	DP-316-200	30.46
2-1/2	DP-316-250	44.29
3	DP-316-300	51.14
4	DP-316-400	87.64
6	DP-316-600	228.83

304 Stainless

1/2	DP-SS-50	7.92
3/4	DP-SS-75	6.30
1	DP-SS-100	7.57
1-1/4	DP-SS-125	13.29
1-1/2	DP-SS-150	14.89
2	DP-SS-200	22.15
2-1/2	DP-SS-250	33.68
3	DP-SS-300	38.25
4	DP-SS-400	64.29
6	DP-SS-600	157.16

Aluminum

1/2	DP-AL-50	3.41
3/4	DP-AL-75	3.47
1	DP-AL-100	3.71
1-1/4	DP-AL-125	3.92
1-1/2	DP-AL-150	3.51
2	DP-AL-200	4.25
2-1/2	DP-AL-250	8.18
3	DP-AL-300	7.63
4	DP-AL-400	12.83
5	DP-AL-500	25.65
6	DP-AL-600	29.72

*Call for current pricing



Brass

1/2	DP-BR-50	8.53
3/4	DP-BR-75	8.61
1	DP-BR-100	10.59
1-1/4	DP-BR-125	12.31
1-1/2	DP-BR-150	12.54
2	DP-BR-200	17.70
2-1/2	DP-BR-250	24.57
3	DP-BR-300	30.06
4	DP-BR-400	45.64
5	DP-BR-500	119.22
6	DP-BR-600	142.15

Ductile Iron

1-1/2	DP-DI-150	10.68
2	DP-DI-200	13.87
2-1/2	DP-DI-250	*
3	DP-DI-300	18.85
4	DP-DI-400	26.97
5	DP-DI-500	45.16

Poly-Glass

1/2	DP-PP-50	2.24
3/4	DP-PP-75	2.24
1	DP-PP-100	2.44
1-1/4	DP-PP-125	2.79
1-1/2	DP-PP-150	2.95
2	DP-PP-200	3.77
3	DP-PP-300	7.26
4	DP-PP-400	12.58

Ny-Glass

1/2	DP-NY-50	3.03
3/4	DP-NY-75	3.35
1	DP-NY-100	3.55
1-1/4	DP-NY-125	3.85
1-1/2	DP-NY-150	4.30
2	DP-NY-200	4.95
3	DP-NY-300	12.38
4	DP-NY-400	18.79

SPOOL ADAPTER



316 Stainless

adapter x adapter	part number	list each
1	AA-316-100	74.63
1-1/2	AA-316-150	81.81
1-1/2 x 2	AA-316-1520	91.42
2	AA-316-200	120.49
2 x 3	AA-316-2030	*
3	AA-316-300	209.09
3 x 4	AA-316-3040	219.24
4	AA-316-400	276.68

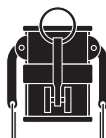
Aluminum

1	AA-AL-100	12.13
1-1/2	AA-AL-150	13.50
2	AA-AL-200	15.95
2 x 3	AA-AL-2030	22.52
2-1/2	AA-AL-250	23.43
3	AA-AL-300	28.30
3 x 4	AA-AL-3040	37.78
4	AA-AL-400	35.65

Brass

1-1/2	AA-BR-150	51.63
2	AA-BR-200	59.43
2-1/2	AA-BR-250	92.22
3	AA-BR-300	101.19
4	AA-BR-400	153.40

DOUBLE D



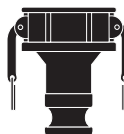
316 Stainless

coupler size	part number	list each
1-1/2	DD-316-150	106.29
2	DD-316-200	159.79
3	DD-316-300	247.34
4	DD-316-400	333.18

Aluminum

1-1/2	DD-AL-150	39.53
2	DD-AL-200	41.35
3	DD-AL-300	54.52
4	DD-AL-400	72.46

JUMP SIZE COUPLER X ADAPTER



316 Stainless

coupler x adapter	part number	list each
2 x 1-1/2	DA-316-2015	145.78
3 x 2	DA-316-3020	194.30
4 x 3	DA-316-4030	268.11
6 x 4	DA-316-6040	480.95

Aluminum

1-1/2 x 1	DA-AL-1510	41.86
1-1/2 x 2	DA-AL-1520	42.91
2 x 1-1/2	DA-AL-2015	36.63
2 x 3	DA-AL-2030	34.79
2 x 4	DA-AL-2040	65.93
3 x 1-1/2	DA-AL-3015	48.99
3 x 2	DA-AL-3020	39.12
3 x 4	DA-AL-3040	50.56
4 x 2	DA-AL-4020	52.01
4 x 3	DA-AL-4030	52.32
4 x 6	DA-AL-4060	104.93
6 x 4	DA-AL-6040	110.48

Brass

2 x 3	DA-BR-2030	133.47
3 x 2	DA-BR-3020	146.35
4 x 2	DA-BR-4020	195.90
4 x 3	DA-BR-4030	203.51
6 x 4	DA-BR-6040	325.48

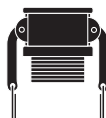
JUMP SIZE A



Aluminum

adapter x female npt	part number	list each
2 x 3	A-AL-2030	31.36
3 x 2	A-AL-3020	30.92
3 x 4	A-AL-3040	53.19
4 x 3	A-AL-4030	48.48
4 x 6	A-AL-4060	124.33
6 x 4	A-AL-6040	124.33

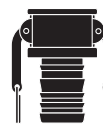
JUMP SIZE B



Aluminum

coupler x male npt	part number	list each
1-1/2 x 1	B-AL-1510	57.47
2 x 1-1/2	B-AL-2015	39.10
3 x 2	B-AL-3020	40.58
3 x 4	B-AL-3040	76.75
4 x 3	B-AL-4030	75.79

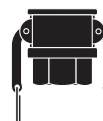
JUMP SIZE C (for use with sleeves or bands)



Aluminum

coupler x hose	part number	list each
3 x 2	C-AL-3020	56.60
3 x 4	C-AL-3040	86.36
4 x 3	C-AL-4030	75.79

JUMP SIZE D



Aluminum

coupler x female npt	part number	list each
1-1/2 x 1	D-AL-1510	41.23
2 x 1-1/2	D-AL-2015	41.23
3 x 2	D-AL-3020	47.77
4 x 3	D-AL-4030	76.67

JUMP SIZE E (for use with sleeves or bands)



Aluminum

adapter x hose	part number	list each
2 x 1-1/2	E-AL-2015	12.22
2 x 2-1/2	E-AL-2025	17.17
2 x 3	E-AL-2030	18.27
3 x 2	E-AL-3020	26.05
3 x 2-1/2	E-AL-3025	26.76
3 x 4	E-AL-3040	30.81
4 x 2	E-AL-4020	28.52
4 x 3	E-AL-4030	36.46

JUMP SIZE F



Aluminum

adapter x male npt	part number	list each
3 x 1-1/2	F-AL-3015	39.10
3 x 2	F-AL-3020	39.62
3 x 4	F-AL-3040	57.36

HANDLE, RING AND PIN



Ring/Pin: Stainless Handle: Investment Cast Stainless

size	part number	list each
3/4	HRPSS-75	3.86
1	HRPSS-100	3.86
1-1/4	HRPSS-200	11.00
1-1/2	HRPSS-200	11.00
2	HRPSS-200	11.00
2-1/2	HRPSS-200	11.00
3	HRPSS-300	14.04
4	HRPSS-300	14.04
6	HRPSS-600	38.78

continued on next page

**Ring/Pin: Steel
 Handle: Forged Brass**

3/4	HRPB-75	3.19
1	HRPB-100	4.70
1-1/4	HRPB-200	5.18
1-1/2	HRPB-200	5.18
2	HRPB-200	5.18
2-1/2	HRPB-200	5.18
3	HRPB-300	7.01
4	HRPB-300	7.01
6	HRPB-600	29.72

GASKET



Buna-N

size	part number	list each
1/2	BG-50	0.67
3/4	BG-75	0.67
1	BG-100	0.67
1-1/4	BG-125	0.74
1-1/2	BG-150	0.74
2	BG-200	0.74
2-1/2	BG-250	0.87
3	BG-300	0.94
4	BG-400	1.32
5	BG-500	3.32
6	BG-600	3.57
8	BG-800	16.62

Viton®

1	VG-100	5.97
1-1/2	VG-150	8.38
2	VG-200	8.88
2-1/2	VG-250	11.94
3	VG-300	14.17
4	VG-400	21.32

**Teflon® (Teflon®
 Encapsulated Viton®)**

1	TG-100	33.82
1-1/2	TG-150	44.21
2	TG-200	50.18
2-1/2	TG-250	50.18
3	TG-300	57.28
4	TG-400	79.16

***Call for current pricing**



**FERRULES
 for Campbell Cobra Parts C and E**



Plated Steel

hose size	ferrule i.d.	part number	list each
1-1/2	1-60/64	FPS150160	11.24
1-1/2	2	FPS150200	11.24
1-1/2	2-4/64	FPS150204	11.24
1-1/2	2-8/64	FPS150208	11.24
1-1/2	2-12/64	FPS150212	11.24
1-1/2	2-16/64	FPS150216	11.24
1-1/2	2-20/64	FPS150220	11.24
1-1/2	2-24/64	FPS150224	11.24
2	2-32/64	FPS200232	13.63
2	2-36/64	FPS200236	13.63
2	2-40/64	FPS200240	13.63
2	2-44/64	FPS200244	13.63
2	2-48/64	FPS200248	13.63
2	2-52/64	FPS200252	13.63
2	2-56/64	FPS200256	13.63
2	2-60/64	FPS200260	13.63
2-1/2	3-8/64	FPS250308	18.13
2-1/2	3-12/64	FPS250312	18.13
2-1/2	3-16/64	FPS250316	18.13
2-1/2	3-20/64	FPS250320	18.13
2-1/2	3-28/64	FPS250328	18.13
3	3-36/64	FPS300336	18.40
3	3-40/64	FPS300340	18.40
3	3-44/64	FPS300344	18.40
3	3-48/64	FPS300348	18.40
3	3-52/64	FPS300352	18.40
3	3-56/64	FPS300356	18.40
3	3-60/64	FPS300360	18.40
3	4	FPS300400	18.40
4	4-36/64	FPS400436	24.16
4	4-40/64	FPS400440	24.16
4	4-44/64	FPS400444	24.16
4	4-48/64	FPS400448	24.16
4	4-52/64	FPS400452	24.16
4	4-56/64	FPS400456	24.16
4	4-60/64	FPS400460	24.16
4	5	FPS400500	24.16
4	5-4/64	FPS400504	24.16

304 Stainless

hose size	ferrule i.d.	part number	list each
1	1-32/64	FSS100132	9.99
1	1-36/64	FSS100136	9.99
1	1-40/64	FSS100140	9.99
1	1-44/64	FSS100144	9.99
1	1-48/64	FSS100148	9.99
1	1-52/64	FSS100152	9.99
1-1/2	1-60/64	FSS150160	15.45
1-1/2	2	FSS150200	15.45
1-1/2	2-4/64	FSS150204	15.45
1-1/2	2-8/64	FSS150208	15.45
1-1/2	2-12/64	FSS150212	15.45
1-1/2	2-16/64	FSS150216	15.45
1-1/2	2-20/64	FSS150220	15.45
1-1/2	2-24/64	FSS150224	15.45
2	2-32/64	FSS200232	18.57
2	2-36/64	FSS200236	18.57
2	2-40/64	FSS200240	18.57
2	2-44/64	FSS200244	18.57
2	2-48/64	FSS200248	18.57
2	2-52/64	FSS200252	18.57
2	2-56/64	FSS200256	18.57
2	2-60/64	FSS200260	18.57
2-1/2	3-8/64	FSS250308	26.69
2-1/2	3-12/64	FSS250312	26.69
2-1/2	3-16/64	FSS250316	26.69
2-1/2	3-20/64	FSS250320	26.69
2-1/2	3-28/64	FSS250328	26.69
3	3-36/64	FSS300336	30.44
3	3-40/64	FSS300340	30.44
3	3-44/64	FSS300344	30.44
3	3-48/64	FSS300348	30.44
3	3-52/64	FSS300352	30.44
3	3-56/64	FSS300356	30.44
3	3-60/64	FSS300360	30.44
3	4	FSS300400	30.44
4	4-36/64	FSS400436	70.70
4	4-40/64	FSS400440	70.70
4	4-44/64	FSS400444	70.70
4	4-48/64	FSS400448	70.70
4	4-52/64	FSS400452	70.70
4	4-56/64	FSS400456	70.70
4	4-60/64	FSS400460	70.70
4	5	FSS400500	70.70
4	5-4/64	FSS400504	70.70

For a complete listing of
 all Ferrules and Sleeves,
 go to Section G.


SLEEVES
for Standard or Campbell Cobra Parts C and E
Plated Steel

hose size	sleeve i.d.	part number	list each
3/4	1-8/64	SPS075108	4.36
3/4	1-24/64	SPS075124	4.36
1	1-20/64	SPS100120	4.55
1	1-24/64	SPS100124	4.55
1	1-28/64	SPS100128	4.55
1	1-32/64	SPS100132	4.55
1	1-36/64	SPS100136	4.55
1	1-40/64	SPS100140	4.55
1	1-44/64	SPS100144	4.55
1	1-48/64	SPS100148	4.55
1-1/4	1-56/64	SPS125156	4.55
1-1/4	2	SPS125200	4.55
1-1/2	1-48/64	SPS150148	4.75
1-1/2	1-52/64	SPS150152	4.75
1-1/2	1-56/64	SPS150156	4.75
1-1/2	1-60/64	SPS150160	4.75
1-1/2	2	SPS150200	4.75
1-1/2	2-4/64	SPS150204	4.75
1-1/2	2-8/64	SPS150208	4.75
1-1/2	2-12/64	SPS150212	4.75
1-1/2	2-16/64	SPS150216	4.75
1-1/2	2-20/64	SPS150220	4.75
1-1/2	2-24/64	SPS150224	4.75
2	2-16/64	SPS200216	5.99
2	2-24/64	SPS200224	5.99
2	2-28/64	SPS200228	5.99
2	2-32/64	SPS200232	5.99
2	2-36/64	SPS200236	5.99
2	2-40/64	SPS200240	5.99
2	2-44/64	SPS200244	5.99
2	2-48/64	SPS200248	5.99
2	2-52/64	SPS200252	5.99
2	2-56/64	SPS200256	5.99
2	2-60/64	SPS200260	5.99
2	3	SPS200300	5.99
2	3-2/64	SSS200302	5.99
2-1/2	3	SPS250300	7.67
2-1/2	3-8/64	SPS250308	7.67
2-1/2	3-16/64	SPS250316	7.67
2-1/2	3-24/64	SPS250324	7.67
2-1/2	3-32/64	SPS250332	7.67
2-1/2	3-34/64	SPS250334	7.67

3	3-16/64	SPS300316	10.59
3	3-24/64	SPS300324	10.59
3	3-28/64	SPS300328	10.59
3	3-32/64	SPS300332	10.59
3	3-36/64	SPS300336	10.59
3	3-40/64	SPS300340	10.59
3	3-44/64	SPS300344	10.59
3	3-48/64	SPS300348	10.59
3	3-52/64	SPS300352	10.59
3	3-56/64	SPS300356	10.59
3	4	SPS300400	10.59
3	4-2/64	SPS300402	10.59
4	4-16/64	SPS400416	14.26
4	4-24/64	SPS400424	14.26
4	4-32/64	SPS400432	14.26
4	4-36/64	SPS400436	14.26
4	4-40/64	SPS400440	14.26
4	4-44/64	SPS400444	14.26
4	4-48/64	SPS400448	14.26
4	4-52/64	SPS400452	14.26
4	4-56/64	SPS400456	14.26
4	4-60/64	SPS400460	14.26
4	5	SPS400500	14.26
4	5-2/64	SPS400502	14.26
6	6-16/64	SPS600616	37.39
6	6-24/64	SPS600624	37.39
6	6-32/64	SPS600632	37.39
6	6-40/64	SPS600640	37.39
6	6-48/64	SPS600648	37.39
6	6-56/64	SPS600656	37.39
6	7	SPS600700	37.39
6	7-8/64	SPS600708	37.39
6	7-16/64	SPS600716	37.39
6	7-24/64	SPS600724	37.39
8	8-32/64	SPS800832	87.02
8	8-48/64	SPS800848	87.02
8	9	SPS800900	87.02
8	9-16/64	SPS800916	87.02
8	9-32/64	SPS800932	87.02


304 Stainless

3/4	1-4/64	SSS075104	6.55
3/4	1-8/64	SSS075108	6.55
3/4	1-12/64	SSS075112	6.55
3/4	1-16/64	SSS075116	6.55
3/4	1-24/64	SSS075124	6.55
1	1-16/64	SSS100116	6.87
1	1-20/64	SSS100120	6.87
1	1-24/64	SSS100124	6.87
1	1-28/64	SSS100128	6.87
1	1-32/64	SSS100132	6.87
1	1-36/64	SSS100136	6.87
1	1-40/64	SSS100140	6.87
1	1-44/64	SSS100144	6.87
1	1-48/64	SSS100148	6.87
1-1/4	1-56/64	SSS125156	7.96
1-1/4	2	SSS125200	7.96

continued on next page

Aluminum

1-1/2	1-52/64	SSS150152	8.27	2	2-28/64	SAL200228	10.63
1-1/2	1-56/64	SSS150156	8.27	2	2-32/64	SAL200232	10.63
1-1/2	1-60/64	SSS150160	8.27	2	2-36/64	SAL200236	10.63
1-1/2	2	SSS150200	8.27	2	2-40/64	SAL200240	10.63
1-1/2	2-4/64	SSS150204	8.27	2	2-44/64	SAL200244	10.63
1-1/2	2-8/64	SSS150208	8.27	2	2-48/64	SAL200248	10.63
1-1/2	2-12/64	SSS150212	8.27	2	2-52/64	SAL200252	10.63
1-1/2	2-16/64	SSS150216	8.27	2	2-56/64	SAL200256	10.63
1-1/2	2-20/64	SSS150220	8.27	2	2-60/64	SAL200260	10.63
1-1/2	2-24/64	SSS150224	8.27	2	3	SAL200300	10.63
2	2-16/64	SSS200216	12.33	3	3-32/64	SAL300332	16.07
2	2-24/64	SSS200224	12.33	3	3-36/64	SAL300336	16.07
2	2-28/64	SSS200228	12.33	3	3-40/64	SAL300340	16.07
2	2-32/64	SSS200232	12.33	3	3-44/64	SAL300344	16.07
2	2-36/64	SSS200236	12.33	3	3-48/64	SAL300348	16.07
2	2-40/64	SSS200240	12.33	3	3-52/64	SAL300352	16.07
2	2-44/64	SSS200244	12.33	3	3-56/64	SAL300356	16.07
2	2-48/64	SSS200248	12.33	3	3-60/64	SAL300360	16.07
2	2-52/64	SSS200252	12.33	3	4	SAL300400	16.07
2	2-56/64	SSS200256	12.33	3	4-4/64	SAL300404	16.07
2	2-60/64	SSS200260	12.33	4	4-36/64	SAL400436	21.51
2	3	SSS200300	12.33	4	4-40/64	SAL400440	21.51
2	3-2/64	SSS200302	12.33	4	4-44/64	SAL400444	21.51
2-1/2	3	SSS250300	16.08	4	4-48/64	SAL400448	21.51
2-1/2	3-8/64	SSS250308	16.08	4	4-52/64	SAL400452	21.51
2-1/2	3-16/64	SSS250316	16.08	4	4-56/64	SAL400456	21.51
2-1/2	3-24/64	SSS250324	16.08	4	4-60/64	SAL400460	21.51
2-1/2	3-32/64	SSS250332	16.08	4	5	SAL400500	21.51
2-1/2	3-34/64	SSS250334	16.08	4	5-4/64	SAL400504	21.51
3	3-24/64	SSS300324	17.94	4	5-8/64	SAL400508	21.51
3	3-28/64	SSS300328	17.94	6	6-32/64	SAL600632	63.55
3	3-32/64	SSS300332	17.94	6	6-40/64	SAL600640	63.55
3	3-36/64	SSS300336	17.94	6	6-48/64	SAL600648	63.55
3	3-40/64	SSS300340	17.94	6	6-56/64	SAL600656	63.55
3	3-44/64	SSS300344	17.94				
3	3-48/64	SSS300348	17.94				
3	3-52/64	SSS300352	17.94				
3	3-56/64	SSS300356	17.94				
3	3-60/64	SSS300360	17.94				
3	4	SSS300400	17.94				
3	4-2/64	SSS300402	17.94				
4	4-32/64	SSS400432	29.81				
4	4-36/64	SSS400436	29.81				
4	4-40/64	SSS400440	29.81				
4	4-44/64	SSS400444	29.81				
4	4-48/64	SSS400448	29.81				
4	4-52/64	SSS400452	29.81				
4	4-56/64	SSS400456	29.81				
4	4-60/64	SSS400460	29.81				
4	5	SSS400500	29.81				
4	5-2/64	SSS400502	29.81				



CampbellCrimpnology™ offers hose assembly systems for your high-pressure steam and air applications



Smooth End Detail

Interlock Groove

VITON SEAL GROUND JOINT COUPLINGS, AIR HAMMER COUPLINGS, AND MALE STEMS

Features & Benefits

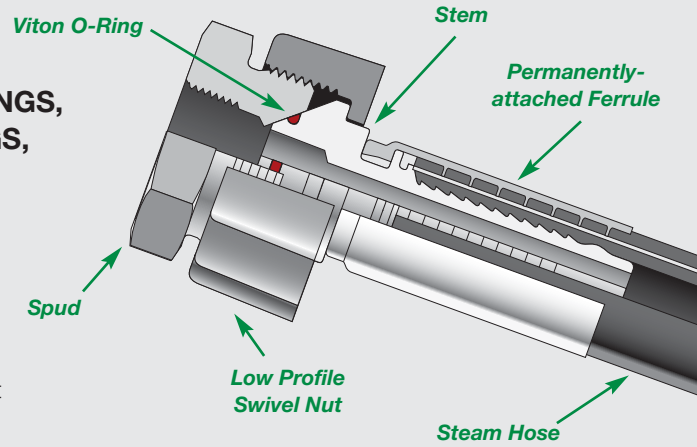
- Viton Seal Couplings pass 1000 hour MIL-H-29210 steam test.
- Eliminates leaks with nut hand tightened.
- Viton seal (formulated by DuPont for high pressure steam and air applications) is protected inside machined stem groove and by swivel nut, extending working life.
- Spud does not contain plastic seat, extending working life.
- Interchangeable with old-style domestic ground joint couplings.



- Machined hose ends with smooth end detail to reduce potential failure due to abrasion - grips, seals, and protects hose.
- Interlock groove locks ferrule into place for superior holding power.
- Crimped assemblies are low profile and eliminate sharp edges from bolts.
- Machined from carbon steel, cast ductile iron (meets ASTM A395 specification), and 316 stainless steel.

Recommended hose attachment

- Interlocking ferrules
- Interlocking U-bolt clamps (Page 21)



Swivel Interlocking Male Stem

- Designed for use with steam.
- Available with staked ferrule for crimped steam applications.
- Allows end-user easy connection into plant facilities.

Staked-On Ferrule for steam hose

Designed specifically for certain hose brands. Check with factory for information.

- Crimped steam assemblies eliminate the need for retightening bolts.
- Eliminates leaks, cuts costs caused by leaky clamps.
- Ferrule serrations bite to the wire achieving electrical continuity.
- Meets 250 PSI pressure rating for steam applications.

INTERLOCKING U-BOLT CLAMPS

Features & Benefits

- 360° design wraps completely around hose for superior retention.
- Clamps fit hoses tightly without cracking, eliminating costly rework.
- Bolts on “up side” allow easier tightening/re-tightening and improve “dragability”.
- Field repairable.

MAX. SYSTEM WORKING PRESSURE (PSI @ 70°F) SEE NOTE 1

Hose System Components			Hose Size										
Fitting/Coupling	Attachment	Hose Type ²	1/2	3/4	1	1-1/4	1-1/2	2	2-1/2	3	4	6	8
Viton Ground Joint/Air Hammer Cplg Male Stem and Mender	U-Bolt Clamp	Rubber/Steam	1500	1250	1250	1250	1250	1250	800	500	500	-	-
	U-Bolt Clamp	Rubber/Steam	1500	1250	1250	1250	1250	1250	800	500	500	-	-
Viton Ground Joint Coupling	Staked Ferrule	Steam	1250	1250	1250	-	-	-	-	-	-	-	-
Viton Ground Joint/Air Hammer Cplg Male Stem	Long Ferrule	Rubber	1000	1000	1000	1000	1000	1000	650	400	400	-	-
	Long Ferrule	Rubber	1000	1000	1000	1000	1000	1000	650	400	400	-	-
	Staked Ferrule	Steam	1250	1250	1250	-	-	-	-	-	-	-	-

See footnotes 1 and 2 on Page 1



VITON SEAL GROUND JOINT COUPLINGS



DISTRIBUTOR AUTHORIZATION

Safety is of paramount concern to everyone. Due to the volatile nature of compressed air and steam, and in accordance with our ISO 9000 quality system, we reserve the right to restrict sales of our Ground Joint Viton® Seal Couplings and U-Bolt Clamps to only those distributors authorized by Campbell Fittings.

Please contact our customer service department for more information.

FEMALE SET (with low-profile nut)



Steel/Ductile Iron			
hose size	part number	list each	
1/2	RGJF-2	30.09	
3/4	RGJF-3	36.44	
1	RGJF-4	37.60	
1-1/4	RGJF-5	65.97	
1-1/2	RGJF-6	61.83	
2	RGJF-8	74.48	
2-1/2	RGJF-10	199.67	
3	RGJF-12	208.00	
4	RGJF-16	471.78	
316 Stainless			
1/2	RGJFSS-2	235.93	
3/4	RGJFSS-3	244.77	
1	RGJFSS-4	270.99	

FEMALE SET (with wing nut)



Steel/Ductile			
hose size	part number	list each	
1/2	GJF-2	30.09	
3/4	GJF-3	36.44	
1	GJF-4	37.60	
1-1/4	GJF-5	65.97	
1-1/2	GJF-6	61.83	
2	GJF-8	74.48	
2-1/2	GJF-10	199.67	
3	GJF-12	208.00	
4	GJF-16	471.78	

VITON SEAL HOSE STEM (staked ferrule & low profile nut)



Steel			
hose size	part number	list each	
1/2	**	**	
3/4	**	**	
1	**	**	

VITON SEAL HOSE STEM (staked ferrule & wing nut)



Steel			
hose size	part number	list each	
1/2	**	**	
3/4	**	**	
1	**	**	

INTERLOCKING MALE STEM



Steel			
npt x hose	part number	list each	
1/4 X 1/4	IMS-1	6.24	
1/4 X 3/8	IMS-1X38	6.94	
3/8 X 1/4	IMS-38X1	7.19	
3/8 X 3/8	IMS-38	5.39	
3/8 X 1/2	IMS-38X2	7.22	
1/4 X 1/2	IMS-1X2	7.22	
1/2 X 3/8	IMS-2X38	9.65	
1/2 X 1/2	IMS-2	6.01	
1/2 X 3/4	IMS-2X3	13.06	
3/4 X 1/2	IMS-3X2	15.17	
3/4 X 3/4	IMS-3	9.24	
3/4 X 1	IMS-3X4	20.61	
1 X 3/4	IMS-4X3	20.25	
1 X 1	IMS-4	13.57	

Machined Ductile Iron			
npt x hose	part number	list each	
1-1/4 X 1-1/4	IMS-5	20.72	
1-1/2 X 1-1/2	IMS-6	22.65	
2 X 2	IMS-8	30.73	
2-1/2 X 2-1/2	IMS-10	57.73	
3 X 3	IMS-12	78.74	
4 X 4	IMS-16	138.58	

316 Stainless			
npt x hose	part number	list each	
1/2 X 1/2	IMSS-2	71.43	
3/4 X 3/4	IMSS-3	77.92	
1 X 1	IMSS-4	79.55	

INTERLOCKING MALE STEM (with staked ferrule)



Steel			
hose size	part number	list each	
1/2	**	**	
3/4	**	**	
1	**	**	

SWIVEL MALE STEM (for use with steam)



Plated Steel			
hose size	part number	list each	
3/4	IMS-3SW	32.98	

SWIVEL MALE STEM (with staked ferrule for use with steam)



Plated Steel			
hose size	part number	list each	
3/4	**	**	

VITON SEAL HOSE STEM



Steel			
hose size	part number	list each	
1/2	GJS-2	9.60	
3/4	GJS-3	15.30	
1	GJS-4	16.46	

Machined Ductile Iron

1-1/4	GJS-5	25.38	
1-1/2	GJS-6	25.38	
2	GJS-8	31.82	
2-1/2	GJS-10	54.25	
3	GJS-12	85.11	
4	GJS-16	157.95	

316 Stainless

1/2	GJSS-2	84.55	
3/4	GJSS-3	90.70	
1	GJSS-4	115.30	

VITON SEAL MALE END (Viton seal x male npt)



Steel			
npt size	part number	list each	
3/4	GJMS-3	47.61	
1	GJMS-4	47.61	
1-1/2	GJMS-6	77.80	
2	GJMS-8	82.04	

VITON SEAL FEMALE END (Viton seal x female npt)



Steel			
npt size	part number	list each	
3/4	GJFS-3	97.64	

** Contact Customer Service for part numbers, prices, and availability

Viton should never be used with ammonia. Please contact our engineering department for information on all our gasketing materials.

FEMALE SPUD



Steel

npt size	part number	list each
1/2	GFS-2	15.26
3/4	GFS-3	13.17
1	GFS-4	13.17

Machined Ductile Iron

1-1/4	GFS-5	27.79
1-1/2	GFS-6	24.72
2	GFS-8	28.78
2-1/2	GFS-10	80.43
3	GFS-12	61.41
4	GFS-16	149.16

316 Stainless

1/2	GFSS-2	73.78
3/4	GFSS-3	79.95
1	GFSS-4	81.48

MALE SPUD



Steel

npt size	part number	list each
1/2	GMS-2	21.35
3/4	GMS-3	20.17
1	GMS-4	21.21

Machined Ductile Iron

1-1/4	GMS-5	48.27
1-1/2	GMS-6	46.50
2	GMS-8	48.99
2-1/2	GMS-10	120.51
3	GMS-12	127.24

DOUBLE SPUD



Steel

size	part number	list each
1/2	GDS-2	35.10
3/4	GDS-3	34.38
1	GDS-3	34.38

Machined Ductile Iron

1-1/4	GDS-5	58.50
1-1/2	GDS-5	58.50
2	GDS-8	59.98
2-1/2	GDS-10	124.31
3	GDS-12	131.62

SOCKET WELD SPUD



316 Stainless

size	part number	list each
3/4	GWSS-3	79.95
1	GWSS-4	81.48

All steel and machined ductile iron parts are zinc plated. DuPont Viton is the best O-ring material for couplings used in both air and steam applications. For special applications, O-rings of other materials are available upon request.

LOW PROFILE NUT



Machined Ductile Iron

size	part number	list each
1/2	RGN-2	4.90
3/4	RGN-3	7.98
1	RGN-3	7.98
1-1/4	RGN-5	12.43
1-1/2	RGN-5	12.43
2	RGN-8	13.89
2-1/2	RGN-10	62.14
3	RGN-12	54.12
4	RGN-16	153.56

316 Stainless

1/2	RGNSS-2	77.11
3/4	RGNSS-3	86.65
1	RGNSS-3	86.65

WING NUT



Machined Ductile Iron

size	part number	list each
1/2	GN-2	4.90
3/4	GN-3	7.98
1	GN-3	7.98
1-1/4	GN-5	12.43
1-1/2	GN-5	12.43
2	GN-8	13.89
2-1/2	GN-10	62.14
3	GN-12	54.12
4	GN-16	153.56

INTERLOCKING HOSE MENDER



Steel

hose size	part number	list each
1/2	IHM-2	20.56
3/4	IHM-3	21.64
1	IHM-4	31.81
1-1/4	IHM-5	45.87
1-1/2	IHM-6	62.13
2	IHM-8	38.47

DEAD-END



size	part number	list each
3/4	GDC-3	50.57
1	GDC-3	50.57

VITON O-RING



size	part number	list each
1/2	VO-2	0.92
3/4	VO-3	1.08
1	VO-3	1.08
1-1/4	VO-5	1.99
1-1/2	VO-5	1.99
2	VO-8	2.75
2-1/2	VO-10	4.20
3	VO-12	5.78
4	VO-16	6.38

HEAVY DUTY VITON SEAL AIR HAMMER COUPLINGS



FEMALE SET (with low profile nut)



hose size	part number	list each
3/4	RHJF-3	53.74
1	RHJF-4	49.29

FEMALE SET (with wing nut)



hose size	part number	list each
3/4	HJF-3	53.74
1	HJF-4	49.29

HOSE STEM



hose size	part number	list each
3/4	HJS-3	18.08
1	HJS-4	15.75

FEMALE SPUD



Steel

npt size	part number	list each
3/4	HFS-3	23.08
1	HFS-4	21.09

MALE SPUD



Steel

npt size	part number	list each
3/4	HMS-3	30.54
1	HMS-4	28.67

LOW PROFILE SWIVEL NUT



Ductile Iron

size	part number	list each
3/4	RHN-3	12.60
1	RHN-3	12.60



WING NUT



Ductile Iron

size	part number	list each
3/4	HN-3	12.60
1	HN-3	12.60

DOUBLE SPUD



Steel


size	part number	list each
3/4	HDS-3	31.13
1	HDS-3	31.13

DEAD END



Steel

size	part number	list each
3/4	HDC-3	62.61
1	HDC-3	62.61

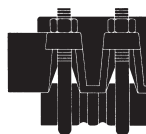


SINGLE U-BOLT



hose o.d. min	hose o.d. max	hose size	part number	list each
13/16	1-1/32	1/2	IC-2	7.32
1-1/16	1-1/4	3/4	IC-3S	9.15
1-3/32	1-3/8	3/4	IC-3	9.08

DOUBLE U-BOLT



hose o.d. min	hose o.d. max	hose size	part number	list each
1-5/16	1-1/2	1	IC-4	17.14
1-1/2	1-11/16	1	IC-4L	17.14
1-9/16	2	1-1/4	IC-5	30.71
1-15/16	2-3/16	1-1/2	IC-6	29.80
2-3/16	2-3/8	1-1/2	IC-6L	25.91
2-11/32	2-11/16	2	IC-8	35.81
2-11/16	2-15/16	2	IC-8L	30.48
3	3-9/32	2-1/2	IC-10	45.42
3-9/32	3-9/16	2-1/2	IC-10L	62.49

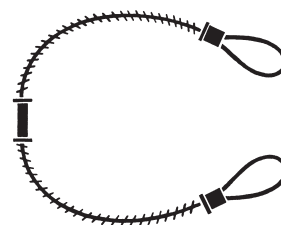
TRIPLE U-BOLT




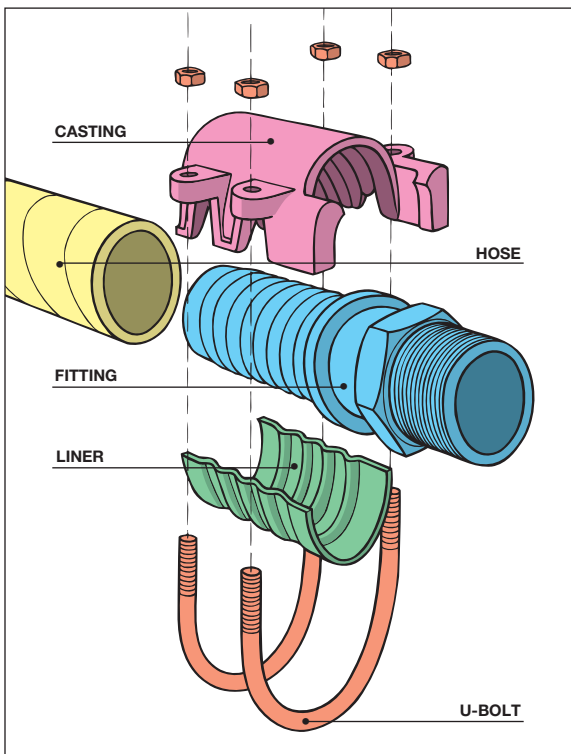
hose o.d. min	hose o.d. max	hose size	part number	list each
3-5/16	3-3/4	3	IC-12S	70.09
3-11/16	4-1/8	3	IC-12	74.53
4-1/16	4-1/2	3	IC-12L	109.71
4-5/16	4-3/4	4	IC-16S	210.34
4-11/16	5-1/8	4	IC-16	210.34
5-1/16	5-1/2	4	IC-16L	344.93

For your convenience, clamps are available bulk packed, upon request. Bulk pack price is the same as listed above. (IC-2 through IC-4L are packed 25 pieces per carton. IC-5 through IC-8L are packed 10 per carton.)

WHIP CHECK SAFETY CABLE (hose to hose)



hose size	part number	list each
1/2	WC-1	20.66
3/4	WC-1	20.66
1	WC-1	20.66
1-1/4	WC-2	34.27
1-1/2	WC-2	34.27
2	WC-2	34.27



This 2" 1000 psi rated hose exploded in a test at 5200 psi. The hose exceeded its minimum 4X safety factor. The fitting and clamp exceeded the capacity of the hose.



FERRULES
for ground joints



Plated Steel

hose size	ferrule i.d.	part number	list each
1/2	1	FPS050100S	7.48
1/2	1-4/64	FPS050104S	7.48
1/2	1-8/64	FPS050108S	7.48
3/4	1-16/64	FPS075116	7.48
3/4	1-20/64	FPS075120	7.48
3/4	1-24/64	FPS075124	7.48
3/4	1-28/64	FPS075128	7.48
3/4	1-32/64	FPS075132	7.48
1	1-32/64	FPS100132	9.86
1	1-36/64	FPS100136	9.86
1	1-40/64	FPS100140	9.86
1	1-44/64	FPS100144	9.86
1	1-48/64	FPS100148	9.86
1	1-52/64	FPS100152	9.86
1-1/4	1-52/64	FPS125152L	13.21
1-1/4	1-56/64	FPS125156L	13.21
1-1/4	1-60/64	FPS125160L	13.21
1-1/2	1-60/64	FPS150160L	15.81
1-1/2	2	FPS150200L	15.81
1-1/2	2-4/64	FPS150204L	15.81
1-1/2	2-8/64	FPS150208L	15.81
1-1/2	2-12/64	FPS150212L	15.81
1-1/2	2-16/64	FPS150216L	15.81
1-1/2	2-20/64	FPS150220L	15.81
1-1/2	2-24/64	FPS150224L	15.81

2	2-32/64	FPS200232L	19.20
2	2-36/64	FPS200236L	19.20
2	2-40/64	FPS200240L	19.20
2	2-44/64	FPS200244L	19.20
2	2-48/64	FPS200248L	19.20
2	2-52/64	FPS200252L	19.20
2	2-56/64	FPS200256L	19.20
2	2-60/64	FPS200260L	19.20
2-1/2	3-8/64	FPS250308L	26.40
2-1/2	3-12/64	FPS250312L	26.40
2-1/2	3-16/64	FPS250316L	26.40
2-1/2	3-20/64	FPS250320L	26.40
2-1/2	3-28/64	FPS250328L	26.40
3	3-36/64	FPS300336L	27.07
3	3-40/64	FPS300340L	27.07
3	3-44/64	FPS300344L	27.07
3	3-48/64	FPS300348L	27.07
3	3-52/64	FPS300352L	27.07
3	3-56/64	FPS300356L	27.07
3	3-60/64	FPS300360L	27.07
3	4	FPS300400L	27.07
4	4-40/64	FPS400440L	36.75
4	4-44/64	FPS400444L	36.75
4	4-48/64	FPS400448L	36.75
4	4-52/64	FPS400452L	36.75
4	4-56/64	FPS400456L	36.75
4	4-60/64	FPS400460L	36.75
4	5	FPS400500L	36.75
4	5-4/64	FPS400504L	36.75

These ferrules should never be used for steam applications

For a complete listing of all Ferrules and Sleeves, go to Section G.



CampbellCrimpnology™ offers hose assembly systems for all your air applications:



Nitrogen Kills!

Reduce the risk of disaster! Use **UniversaLocks, Single-Locks and Double-Locks** for easy, safe, line dedication.

All three couplings meet OSHA regulation 29CFR1915.131 and MSHA 30 CFR65.13021 requirements for air hose couplings. The fine for an unpinned/unlocked air hose coupling can be \$800 or more per infraction.



UniversaLock



Patent no. 5,779,277

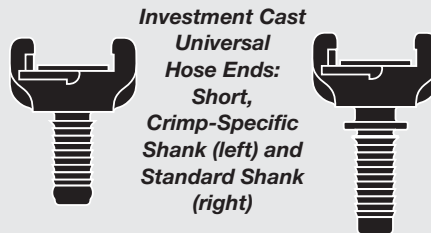
UNIVERSAL COUPLINGS AND UNIVERSALOCK™ COUPLINGS

Features & Benefits

- Mate with domestic and imported universal couplings.
- UniversaLocks automatically lock onto mating coupling.
- Interlock groove locks ferrule into place for the ultimate in holding power.
- Crimped assemblies are low profile and eliminate sharp edges from bands and bolts.
- Cast ductile iron meets ASTM A536 specification.
- Washers manufactured from nitrile for superior oil resistance

Recommended hose attachment

- Interlocking ferrules
- Preformed bands (Section I)
- Interlocking bolt clamps (Page 25)



NEW! Investment Cast Universal Hose Ends

- Investment casting provides a high quality, detailed, hose-end surface finish while eliminating the need for more costly machining.
- The performance of our Investment Cast Universal Hose Ends is equal to the performance of our machined versions, but at a lower cost.

- Standard shank Investment Cast Universal Hose Ends are for use with bands or light duty ferrules.
- The “shorty” shank model is designed specifically for crimping with light duty ferrules.

SINGLE-LOCK (Bowes-style) and DOUBLE-LOCK (Thor-style) COUPLINGS

Features & Benefits

- Automatically locks onto mate.
- Interlock groove locks ferrule into place for the ultimate in holding power.
- Crimped assemblies are low profile and eliminate sharp edges from bands and bolts.

Recommended hose attachment

- Interlocking ferrules (Section G)
- Preformed bands (Section I)

VALVELOCK COUPLINGS

Features & Benefits

- Automatically locks onto mate.
- When engaged the coupling is open.
- When disengaged the coupling shuts, exhausting air pressure on the tool side.

Recommended hose attachment

- Preformed bands (Section I)

MAXIMUM SYSTEM WORKING PRESSURE (PSI @ 70°F)
SEE NOTE 1

Hose System Components			Hose Size		
Fitting/Coupling	Attachment	Hose Type ²	1/2	3/4	1
UniversaLock	Ferrule	Air	300	300	300
UniversaLock	Bolt Clamp	Air	150	150	150
Universal	Ferrule	Air	150	150	150
Universal	Bolt Clamp	Air	150	150	150
Single-Lock Coupling	Ferrule	Air	300	300	300
Double-Lock Coupling	Ferrule	Air	300	300	300

See footnotes 1, 2, and 6 on Page 1

UNIVERSAL COUPLINGS



HOSE END



Ductile Iron (machined serrations)

hose size	part number	list each
3/8	UH-38	9.76
1/2	UH-2	6.09
5/8	UH-58	9.31
3/4	UH-3	6.22
1	UH-4	8.20

Plated Steel (investment cast)

hose size	part number	list each
1/2	UH-2i	3.82
3/4	UH-3i	4.48
1	UH-4i	5.43

Brass (machined serrations)

hose size	part number	list each
3/8	UHB-38	-
1/2	UHB-2	15.14
5/8	UHB-58	-
3/4	UHB-3	17.08
1	UHB-4	22.26

316 Stainless (machined serrations)

hose size	part number	list each
1/2	UHSS-2	53.21
3/4	UHSS-3	44.95
1	UHSS-4	49.68

HOSE END (crimp specific)



Plated Steel (investment cast)

hose size	part number	list each
3/4	UH-3C	3.08

FEMALE NPT



Ductile Iron

npt size	part number	list each
3/8	UF-38	8.42
1/2	UF-2	7.72
3/4	UF-3	7.26
1	UF-4	9.46

Brass

3/8	UFB-38	-
1/2	UFB-2	-
3/4	UFB-3	-
1	UFB-4	-



316 Stainless

1/2	UFSS-2	54.74
3/4	UFSS-3	47.75
1	UFSS-4	51.10

MALE NPT



Ductile Iron

npt size	part number	list each
3/8	UM-38	8.42
1/2	UM-2	7.01
3/4	UM-3	7.45
1	UM-4	8.36

Brass

3/8	UMB-38	-
1/2	UMB-2	-
3/4	UMB-3	-
1	UMB-4	-

316 Stainless

1/2	UMSS-2	54.74
3/4	UMSS-3	47.45
1	UMSS-4	51.10

BLANK END



Ductile Iron

size	part number	list each
All	UB	11.84

Brass

All	UBB	-
-----	-----	---

THREE WAY



Ductile Iron

size	part number	list each
All	UTW	21.87

Brass

All	UTWB	-
-----	------	---

UNIVERSAL WASHER



Nitrile

size	part number	list each
All	UG	0.64

Never use Universal Washers in UniversaLock Couplings

SAFETY CLIP



size	part number	list each
All	SC	0.31

TWO-BOLT UNIVERSAL CLAMP



Ductile Iron

hose o.d. min to max	part no.	list each
3/4 to 15/16	UC-2	6.74
1 to 1-1/4	UC-3	6.80
1-1/4 to 1-17/32	UC-4	11.75

UNIVERSALOCK™ COUPLINGS



DISTRIBUTOR AUTHORIZATION

Safety is of paramount concern to everyone. Due to the volatile nature of compressed air, and in accordance with our ISO 9000 quality system, we reserve the right to restrict sales of our UniversaLock® Couplings to only those distributors authorized by Campbell Fittings.

Please contact our customer service department for more information.

HOSE END



Ductile Iron (machined serrations)

hose size	part number	list each
1/2	ULH-2	23.20
3/4	ULH-3	23.20
1	ULH-4	23.20

MALE END



Ductile Iron

npt size	part number	list each
1/2	ULM-2	23.20
3/4	ULM-3	23.20
1	ULM-4	23.20

FEMALE END



Ductile Iron

npt size	part number	list each
1/2	ULF-2	23.20
3/4	ULF-3	23.20


UNIVERSALOCK WASHER



Nitrile

size	part number	list each
All	ULW	2.47

Never use UniversaLock Washers in standard Universal Couplings



MALE HEAD X HOSE

hose size	Plated Steel		list each
	part number		
3/8	BMHS-38		20.82
1/2	BMHS-2		21.24
3/4	BMHS-3		21.24
Brass			
3/8	BMHB-38		37.90
1/2	BMHB-2		37.92
3/4	BMHB-3		37.90

MALE HEAD X MALE NPT

npt size	Plated Steel		list each
	part number		
3/8	BMMS-38		21.24
1/2	BMMS-2		21.24
3/4	BMMS-3		21.24
Brass			
3/8	BMMB-38		34.00
1/2	BMMB-2		34.00
3/4	BMMB-3		34.00

MALE HEAD X FEMALE NPT

npt size	Plated Steel		list each
	part number		
3/8	BMFS-38		21.24
1/2	BMFS-2		21.24
3/4	BMFS-3		21.24
Brass			
3/8	BMFB-38		35.45
1/2	BMFB-2		35.45
3/4	BMFB-3		35.45

FEMALE HEAD X HOSE

hose size	Plated Steel		list each
	part number		
3/8	BFHS-38		17.21
1/2	BFHS-2		17.21
3/4	BFHS-3		17.21
Brass			
3/8	BFHB-38		27.28
1/2	BFHB-2		27.28
3/4	BFHB-3		27.28

FEMALE HEAD X MALE NPT

npt size	Plated Steel		list each
	part number		
3/8	BFMS-38		17.21
1/2	BFMS-2		17.21
3/4	BFMS-3		17.21
Brass			
3/8	BFMB-38		27.28
1/2	BFMB-2		27.28
3/4	BFMB-3		27.28

FEMALE HEAD X FEMALE NPT

npt size	Plated Steel		list each
	part number		
3/8	BFFS-38		17.21
1/2	BFFS-2		17.21
3/4	BFFS-3		17.21
Brass			
3/8	BFFB-38		27.28
1/2	BFFB-2		27.28
3/4	BFFB-3		27.28

LOCKING MALE HEAD X HOSE

hose size	Plated Steel		list each
	part number		
1/2	BMHS-2L		29.09
3/4	BMHS-3L		29.09
Brass			
1/2	BMHB-2L		41.34
3/4	BMHB-3L		41.34

LOCKING MALE HEAD X MALE NPT

npt size	Plated Steel		list each
	part number		
1/2	BMMS-2L		29.09
3/4	BMMS-3L		29.09
Brass			
1/2	BMMB-2L		41.34
3/4	BMMB-3L		41.34

GASKET

size	Nitrile		list each
	part number		
ALL	BGN-1		1.31



LOCKING HOSE END

hose size	Plated Steel		list each
	part number		
3/8	TLH-38		31.33
1/2	TLH-2		31.33
3/4	TLH-3		33.09
1	TLH-4		40.14

LOCKING MALE END

npt size	Plated Steel		list each
	part number		
3/8	TLM-38		29.64
1/2	TLM-2		29.48
3/4	TLM-3		29.48

LOCKING FEMALE END

npt size	Plated Steel		list each
	part number		
1/2	TLF-2		33.75
3/4	TLF-3		33.75

MALE END

npt size	Plated Steel		list each
	part number		
3/8	TM-38		17.54
1/2	TM-2		17.21
3/4	TM-3		18.07
1	TM-4		20.25



FEMALE END



Plated Steel

npt size	part number	list each
3/8	TF-38	20.22
1/2	TF-2	21.91
3/4	TF-3	22.00
1	TF-4	23.95

GASKET



Nitrile

size	part number	list each
ALL	TGN-1	1.31

VALVE-LOCK COUPLINGS



VALVE-LOCK X HOSE END



Brass

hose size	part number	list each
3/8	VLH-38	255.49
1/2	VLH-2	255.92
3/4	VLH-3	257.96

VALVE-LOCK X MALE NPT



Brass

npt size	part number	list each
3/8	VLM-38	256.74
1/2	VLM-2	256.07
3/4	VLM-3	257.96

VALVE-LOCK X FEMALE NPT



Brass

npt size	part number	list each
3/8	VLV-38	253.05
1/2	VLV-2	255.72
3/4	VLV-3	257.50

ADAPTER X HOSE END



Brass

hose size	part number	list each
3/8	VCH-38	109.82
1/2	VCH-2	109.82
3/4	VCH-3	109.82

ADAPTER X MALE NPT



Brass

npt size	part number	list each
3/8	VCM-38	104.73
1/2	VCM-2	105.74
3/4	VCM-3	106.68

ADAPTER X FEMALE NPT



Brass

npt size	part number	list each
3/8	VCF-38	104.94
1/2	VCF-2	105.61
3/4	VCF-3	106.27

THROTTLE VALVES



FEMALE X FEMALE



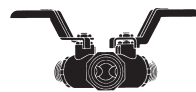
npt size	part number	list each
1/2	ADI-12	POR
3/4	ADI-34	POR
1	ADI-10	POR

MALE X MALE



npt size	part number	list each
1/2	ADA-12	POR
3/4	ADA-34	POR
1	ADA-10	POR

FEMALE X DOUBLE MALE (female 1" npt)



npt size	part number	list each
1 X 3/4	DHA-10	POR

DHA-10 has downstream venting.



**FERRULES
 (light duty)**

Plated Steel


hose size	ferrule i.d.	part number	list each
1/2	58/64	FLPS050058	1.02
1/2	60/64	FLPS050060	1.02
3/4	1-8/64	FLPS075108	1.30
3/4	1-10/64	FLPS075110	1.30
3/4	1-12/64	FLPS075112	1.30
3/4	1-14/64	FLPS075114	1.30
3/4	1-16/64	FLPS075116	1.30
3/4	1-18/64	FLPS075118	1.30
1	1-28/64	FLPS100128	1.89
1	1-30/64	FLPS100130	1.89
1	1-32/64	FLPS100132	1.89
1	1-34/64	FLPS100134	1.89
1	1-36/64	FLPS100136	1.89

304 Stainless

1/2	58/64	FLSS050058	2.17
3/4	1-8/64	FLSS075108	2.51
3/4	1-12/64	FLSS075112	2.51
3/4	1-14/64	FLSS075114	2.51
3/4	1-16/64	FLSS075116	2.51
3/4	1-18/64	FLSS075118	2.51
1	1-28/64	FLSS100128	3.70
1	1-30/64	FLSS100130	3.70
1	1-32/64	FLSS100132	3.70
1	1-34/64	FLSS100134	3.70
1	1-36/64	FLSS100136	3.70

For a complete listing of
 all Ferrules and Sleeves,
 go to Section G.

CampbellCrimpnology™ offers hose assembly systems for all your chemical applications!



ChemJoint Couplings are available with weld ends for use with metal hose.

CHEMJOUNT™ COUPLINGS & MALE STEMS

Description

ChemJoint Couplings and Male Stems create an extremely versatile chemical hose assembly system. The system solves problematic cam and groove issues such as pressure, temperature, side load, viscosity, line dedication and ergonomics.

Features and Benefits

- Graduated serration pattern - sharper near the interlock, rounder near the end. Grips and seals plastic lined chemical hose without cutting through the tube.
- Interlock-groove locks ferrule into place for the ultimate in holding power.
- Crimped assemblies are low profile and eliminate sharp edges from bands.
- Viton seal allows coupling to meet pressure ratings with nut hand tightened.

Recommended hose attachment

- Interlocking ferrules
- Preformed bands (Section I)



*(left)
1" ChemJoint Coupling Set*



*(right)
1" ChemJoint Union with Viton Spud*

MAX. SYSTEM WORKING PRESSURE (PSI @ 70°F) SEE NOTE 1

Hose System Components			Hose Size										
Fitting/Coupling	Attachment	Hose Type ²	1/2	3/4	1	1-1/4	1-1/2	2	2-1/2	3	4	6	8
ChemJoint/Male Stem	Ferrule	Chemical	350	400	450	325	250	250	225	225	200	-	-
ChemJoint/Male Stem	Ferrule	Rubber	350	400	450	425	400	350	325	300	250	-	-
ChemJoint Weld-On and Union	None	None	-	800	800	-	650	600	-	600	-	-	-

See footnotes 1 and 2 on Page 1

CHEMJOINT COUPLINGS



DISTRIBUTOR AUTHORIZATION

Safety is of paramount concern to everyone. Due to the dangerous nature of chemical hose applications, and in accordance with our ISO 9000 quality system, we reserve the right to restrict sales of our ChemJoint™ Couplings and Male Stems to only those distributors authorized by Campbell Fittings.

Please contact our customer service department for more information.

CHEMJOINT MALE STEM



316 Stainless			
hose size	part number	list each	
1/2	CJMS-2	39.71	
3/4	CJMS-3	39.71	
1	CJMS-4	47.65	
1-1/4	CJMS-5	55.58	
1-1/2	CJMS-6	61.93	
2	CJMS-8	68.29	
2-1/2	CJMS-10	108.01	
3	CJMS-12	139.41	
4	CJMS-16	205.99	

CHEMJOINT COUPLING FEMALE SET



316 Stainless			
hose size	part number	list each	
3/4	CJSS-3	306.51	
1	CJSS-4	306.51	
1-1/2	CJSS-6	379.59	
2	CJSS-8	516.16	
3	CJSS-12	929.09	

Viton should never be used with ammonia.
Please contact our engineering department for information on all our gasketing materials.

CHEMJOINT FEMALE VITON SPUD



316 Stainless			
npt size	part number	list each	
3/4	CJVS-3	119.12	
1	CJVS-4	119.12	
1-1/2	CJVS-6	134.19	
2	CJVS-8	238.23	
3	CJVS-12	460.57	

CHEMJOINT HOSE STEM



316 Stainless			
hose size	part number	list each	
3/4	CJHS-3	103.24	
1	CJHS-4	103.24	
1-1/2	CJHS-6	103.24	
2	CJHS-8	111.17	
3	CJHS-12	154.03	

CHEMJOINT WELD-ON STEM



316 Stainless			
size	part number	list each	
1	CJWS-4	95.31	
1-1/2	CJWS-6	95.31	
2	CJWS-8	103.24	
3	CJWS-12	127.05	

CHEMJOINT MALE THREADED STEM




316 Stainless			
npt size	part number	list each	
1	CJTS-4	103.24	
1-1/2	CJTS-6	103.24	
2	CJTS-8	111.17	
3	CJTS-12	154.03	

CHEMJOINT UNION WITH VITON SPUD



316 Stainless			
npt size	part number	list each	
3/4	CJFU-3	516.16	
1	CJFU-4	595.56	
2	CJFU-8	754.38	
3	CJFU-12	1016.45	

CHEMJOINT UNION (without Viton Spud)



316 Stainless			
npt size	part number	list each	
3/4	CJFS-3	397.07	
1	CJFS-4	476.44	
2	CJFS-8	516.16	
3	CJFS-12	555.87	

CHEMJOINT NUT



316 Stainless

size	part number	list each
3/4	CJN-3	81.13
1	CJN-3	81.13
1-1/2	CJN-6	142.15
2	CJN-8	166.74
3	CJN-12	314.47

CHEMJOINT DUST CAP



316 Stainless

size	part number	list each
3/4	CJDC-3	79.41
1	CJDC-3	79.41
2	CJDC-8	158.84
3	CJDC-12	317.65

CHEMJOINT VITON® SEAL DUST PLUG



316 Stainless

size	part number	list each
3/4	CJDP-3	113.48
1	CJDP-3	113.48
2	CJDP-8	289.04
3	CJDP-12	520.59

FERRULES



FERRULES for chemjoint couplings



304 Stainless

hose size	ferrule i.d.	part number	list each
1/2	1	FSS050100	7.64
1/2	1-4/64	FSS050104	7.64
1/2	1-8/64	FSS050108	7.64
3/4	1-16/64	FSS075116	7.96
3/4	1-20/64	FSS075120	7.96
3/4	1-24/64	FSS075124	7.96
3/4	1-28/64	FSS075128	7.96
3/4	1-32/64	FSS075132	7.96
1	1-32/64	FSS100132	9.99
1	1-36/64	FSS100136	9.99
1	1-40/64	FSS100140	9.99
1	1-44/64	FSS100144	9.99
1	1-48/64	FSS100148	9.99
1	1-52/64	FSS100152	9.99
1-1/4	1-52/64	FSS125152	10.76
1-1/4	1-56/64	FSS125156	10.76
1-1/4	1-60/64	FSS125160	10.76
1-1/2	1-60/64	FSS150160	15.45
1-1/2	2	FSS150200	15.45
1-1/2	2-4/64	FSS150204	15.45
1-1/2	2-8/64	FSS150208	15.45
1-1/2	2-12/64	FSS150212	15.45
1-1/2	2-16/64	FSS150216	15.45
1-1/2	2-20/64	FSS150220	15.45
1-1/2	2-24/64	FSS150224	15.45
2	2-32/64	FSS200232	18.57
2	2-36/64	FSS200236	18.57
2	2-40/64	FSS200240	18.57
2	2-44/64	FSS200244	18.57
2	2-48/64	FSS200248	18.57
2	2-52/64	FSS200252	18.57
2	2-56/64	FSS200256	18.57
2	2-60/64	FSS200260	18.57
2-1/2	3-8/64	FSS250308	26.69
2-1/2	3-12/64	FSS250312	26.69
2-1/2	3-16/64	FSS250316	26.69
2-1/2	3-20/64	FSS250320	26.69
2-1/2	3-28/64	FSS250328	26.69
3	3-36/64	FSS300336	30.44
3	3-40/64	FSS300340	30.44
3	3-44/64	FSS300344	30.44
3	3-48/64	FSS300348	30.44
3	3-52/64	FSS300352	30.44
3	3-56/64	FSS300356	30.44
3	3-60/64	FSS300360	30.44
3	4	FSS300400	30.44
4	4-36/64	FSS400436	70.70
4	4-40/64	FSS400440	70.70
4	4-44/64	FSS400444	70.70
4	4-48/64	FSS400448	70.70
4	4-52/64	FSS400452	70.70
4	4-56/64	FSS400456	70.70
4	4-60/64	FSS400460	70.70
4	5	FSS400500	70.70
4	5-4/64	FSS400504	70.70

For a complete listing of all Ferrules and Sleeves, go to Section G.

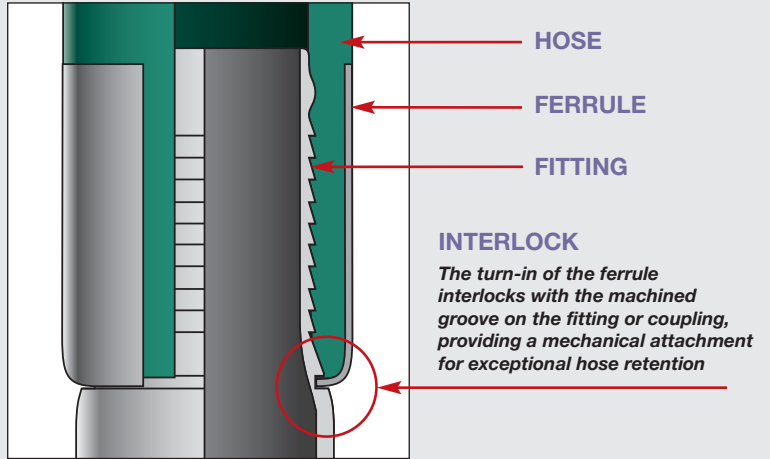


**CampbellCrimpnology™ ...
the only comprehensive package of
crimping products in the industry!**



CampbellCrimpnology™


Crimpnology refers to all of the technology involved in crimping: the integrated design of every fitting, coupling, ferrule, and sleeve; the crimp procedures; crimp specifications; and crimp training & support.



Features and Benefits

Crimpnology offers the following “7 Essentials” for crimping safe, repeatable, performance-rated hose systems:

- Interlock groove on all fittings and couplings is compatible with the turn-in end of the ferrule to ensure a 360° ferrule-to-fitting interlock.
- Serrations specifically designed for crimping provide maximum hose retention without potential tube failure.
- Shank length and ferrule/sleeve length are matched to maximize retention and to avoid hose tube or cover damage.
- Detailed assembly procedures are provided, including information to ensure use of compatible components.
- Detailed crimping procedures (right) ensure appropriate crimp specification is derived for each hose and fitting combination.



- On-site crimping training by a Hose System Specialist, including a CD/video for review (left), is offered by Campbell to assist distributor personnel.
- A daytime, toll-free “hotline” is manned by a Campbell Hose System Specialist to assist in all aspects of training.

FERRULE & SLEEVE PART NUMBERING

PRODUCT	MATERIAL	FERRULE/SLEEVE I.D.
F = Ferrule	PS = Plated Steel	216 = 2-16/64"
S = Sleeve	SS = Stainless Steel	340 = 3-40/64"

F PS 150 216 L

NOMINAL HOSE SIZE
150 = 1-1/2"
200 = 2"

NON-STANDARD LENGTH
L = Long
S = Short

Performance-Rated

All Campbell pressure ratings are established and verified by hydrostatic testing to a 4X safety factor where applicable (see page 1 for pressure rating information). Test data and information regarding various combinations of hoses and fittings are available upon request.

Note: Campbell sleeves may be used on non-Campbell fittings. We cannot provide crimp specifications or recommend working pressures for non-Campbell parts. The pressure ratings in this catalog are valid only when using all Campbell parts. For safety and quality assurance, always proof test hose assembly according to NAHAD guidelines.



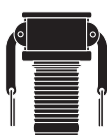
FERRULES

FERRULES

for use with products shown below only:



**Crimpology
Nipples**
(page 11)



**Campbell
Cobra
Parts C & E**
(page 15)



**ChemJoint
Couplings &
Male Stems**
(page 31)

Plated Steel



hose size	ferrule i.d.	part number	list each
3/4	1-20/64	FPS075120	7.48
3/4	1-24/64	FPS075124	7.48
3/4	1-28/64	FPS075128	7.48
3/4	1-32/64	FPS075132	7.48
1	1-32/64	FPS100132	9.86
1	1-36/64	FPS100136	9.86
1	1-40/64	FPS100140	9.86
1	1-44/64	FPS100144	9.86
1	1-48/64	FPS100148	9.86
1	1-52/64	FPS100152	9.86
1-1/4	1-52/64	FPS125152	10.25
1-1/4	1-56/64	FPS125156	10.25
1-1/4	1-60/64	FPS125160	10.25
1-1/2	1-60/64	FPS150160	11.24
1-1/2	2	FPS150200	11.24
1-1/2	2-4/64	FPS150204	11.24
1-1/2	2-8/64	FPS150208	11.24
1-1/2	2-12/64	FPS150212	11.24
1-1/2	2-16/64	FPS150216	11.24
1-1/2	2-20/64	FPS150220	11.24
1-1/2	2-24/64	FPS150224	11.24
2	2-32/64	FPS200232	13.63
2	2-36/64	FPS200236	13.63
2	2-40/64	FPS200240	13.63
2	2-44/64	FPS200244	13.63
2	2-48/64	FPS200248	13.63
2	2-52/64	FPS200252	13.63
2	2-56/64	FPS200256	13.63
2	2-60/64	FPS200260	13.63
2-1/2	3-8/64	FPS250308	18.13
2-1/2	3-12/64	FPS250312	18.13
2-1/2	3-16/64	FPS250316	18.13
2-1/2	3-20/64	FPS250320	18.13
2-1/2	3-28/64	FPS250328	18.13
3	3-36/64	FPS300336	18.40
3	3-40/64	FPS300340	18.40
3	3-44/64	FPS300344	18.40
3	3-48/64	FPS300348	18.40
3	3-52/64	FPS300352	18.40
3	3-56/64	FPS300356	18.40
3	3-60/64	FPS300360	18.40
3	4	FPS300400	18.40
4	4-36/64	FPS400436	24.16
4	4-40/64	FPS400440	24.16

4	4-44/64	FPS400444	24.16
4	4-48/64	FPS400448	24.16
4	4-52/64	FPS400452	24.16
4	4-56/64	FPS400456	24.16
4	4-60/64	FPS400460	24.16
4	5	FPS400500	24.16
4	5-4/64	FPS400504	24.16
6	6-40/64	FPS600640	51.54
6	6-56/64	FPS600656	51.54
6	7-8/64	FPS600708	51.54
6	7-24/64	FPS600724	51.54

304 Stainless

1/2	1	FSS050100	7.64
1/2	1-4/64	FSS050104	7.64
1/2	1-8/64	FSS050108	7.64
3/4	1-16/64	FSS075116	7.96
3/4	1-20/64	FSS075120	7.96
3/4	1-24/64	FSS075124	7.96
3/4	1-28/64	FSS075128	7.96
3/4	1-32/64	FSS075132	7.96
1	1-32/64	FSS100132	9.99
1	1-36/64	FSS100136	9.99
1	1-40/64	FSS100140	9.99
1	1-44/64	FSS100144	9.99
1	1-48/64	FSS100148	9.99
1	1-52/64	FSS100152	9.99
1-1/4	1-52/64	FSS125152	10.76
1-1/4	1-56/64	FSS125156	10.76
1-1/4	1-60/64	FSS125160	10.76
1-1/2	1-60/64	FSS150160	15.45
1-1/2	2	FSS150200	15.45
1-1/2	2-4/64	FSS150204	15.45
1-1/2	2-8/64	FSS150208	15.45
1-1/2	2-12/64	FSS150212	15.45
1-1/2	2-16/64	FSS150216	15.45
1-1/2	2-20/64	FSS150220	15.45
1-1/2	2-24/64	FSS150224	15.45
2	2-32/64	FSS200232	18.57
2	2-36/64	FSS200236	18.57
2	2-40/64	FSS200240	18.57
2	2-44/64	FSS200244	18.57
2	2-48/64	FSS200248	18.57
2	2-52/64	FSS200252	18.57
2	2-56/64	FSS200256	18.57
2	2-60/64	FSS200260	18.57
2-1/2	3-8/64	FSS250308	26.69
2-1/2	3-12/64	FSS250312	26.69
2-1/2	3-16/64	FSS250316	26.69
2-1/2	3-20/64	FSS250320	26.69
2-1/2	3-28/64	FSS250328	26.69
3	3-36/64	FSS300336	30.44
3	3-40/64	FSS300340	30.44
3	3-44/64	FSS300344	30.44
3	3-48/64	FSS300348	30.44
3	3-52/64	FSS300352	30.44
3	3-56/64	FSS300356	30.44
3	3-60/64	FSS300360	30.44
3	4	FSS300400	30.44
4	4-36/64	FSS400436	70.70
4	4-40/64	FSS400440	70.70
4	4-44/64	FSS400444	70.70
4	4-48/64	FSS400448	70.70
4	4-52/64	FSS400452	70.70
4	4-56/64	FSS400456	70.70
4	4-60/64	FSS400460	70.70
4	5	FSS400500	70.70
4	5-4/64	FSS400504	70.70

continued on next page

FERRULES
for use with products shown below only:

WARNING: NOT FOR USE WITH STEAM



Long Crimpology Nipples
(page 11)



Viton Seal Ground Joints and Male Stems
(page 19)



Plated Steel

hose size	ferrule i.d.	part number	list each
1/2	1	FPS050100S	7.48
1/2	1-4/64	FPS050104S	7.48
1/2	1-8/64	FPS050108S	7.48
3/4	1-16/64	FPS075116	7.48
3/4	1-20/64	FPS075120	7.48
3/4	1-24/64	FPS075124	7.48
3/4	1-28/64	FPS075128	7.48
3/4	1-32/64	FPS075132	7.48
1	1-32/64	FPS100132	9.86
1	1-36/64	FPS100136	9.86
1	1-40/64	FPS100140	9.86
1	1-44/64	FPS100144	9.86
1	1-48/64	FPS100148	9.86
1	1-52/64	FPS100152	9.86
1-1/4	1-52/64	FPS125152L	13.21
1-1/4	1-56/64	FPS125156L	13.21
1-1/4	1-60/64	FPS125160L	13.21
1-1/2	1-60/64	FPS150160L	15.81
1-1/2	2	FPS150200L	15.81
1-1/2	2-4/64	FPS150204L	15.81
1-1/2	2-8/64	FPS150208L	15.81
1-1/2	2-12/64	FPS150212L	15.81
1-1/2	2-16/64	FPS150216L	15.81
1-1/2	2-20/64	FPS150220L	15.81
1-1/2	2-24/64	FPS150224L	15.81
2	2-32/64	FPS200232L	19.20
2	2-36/64	FPS200236L	19.20
2	2-40/64	FPS200240L	19.20
2	2-44/64	FPS200244L	19.20
2	2-48/64	FPS200248L	19.20
2	2-52/64	FPS200252L	19.20
2	2-56/64	FPS200256L	19.20
2	2-60/64	FPS200260L	19.20
2-1/2	3-8/64	FPS250308L	26.40
2-1/2	3-12/64	FPS250312L	26.40
2-1/2	3-16/64	FPS250316L	26.40
2-1/2	3-20/64	FPS250320L	26.40
2-1/2	3-28/64	FPS250328L	26.40
3	3-36/64	FPS300336L	27.07
3	3-40/64	FPS300340L	27.07
3	3-44/64	FPS300344L	27.07
3	3-48/64	FPS300348L	27.07
3	3-52/64	FPS300352L	27.07
3	3-56/64	FPS300356L	27.07
3	3-60/64	FPS300360L	27.07
3	4	FPS300400L	27.07
4	4-40/64	FPS400440L	36.75
4	4-44/64	FPS400444L	36.75
4	4-48/64	FPS400448L	36.75
4	4-52/64	FPS400452L	36.75
4	4-56/64	FPS400456L	36.75
4	4-60/64	FPS400460L	36.75
4	5	FPS400500L	36.75
4	5-4/64	FPS400504L	36.75



FERRULES (light duty)
for use with couplings shown below only:



All Campbell Universals
(page 25)



UniversaLock
(page 25)



Single-Lock (Bowes)
(page 26)



Double-Lock (Thor)
(page 26)



Plated Steel

hose size	ferrule i.d.	part number	list each
1/2	58/64	FLPS050058	1.02
1/2	60/64	FLPS050060	1.02
3/4	1-8/64	FLPS075108	1.30
3/4	1-10/64	FLPS075110	1.30
3/4	1-12/64	FLPS075112	1.30
3/4	1-14/64	FLPS075114	1.30
3/4	1-16/64	FLPS075116	1.30
3/4	1-18/64	FLPS075118	1.30
1	1-28/64	FLPS100128	1.89
1	1-30/64	FLPS100130	1.89
1	1-32/64	FLPS100132	1.89
1	1-34/64	FLPS100134	1.89
1	1-36/64	FLPS100136	1.89

304 Stainless

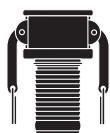
1/2	58/64	FLSS050058	2.17
3/4	1-8/64	FLSS075108	2.51
3/4	1-12/64	FLSS075112	2.51
3/4	1-14/64	FLSS075114	2.51
3/4	1-16/64	FLSS075116	2.51
3/4	1-18/64	FLSS075118	2.51
1	1-28/64	FLSS100128	3.70
1	1-30/64	FLSS100130	3.70
1	1-32/64	FLSS100132	3.70
1	1-34/64	FLSS100134	3.70
1	1-36/64	FLSS100136	3.70



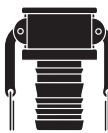
SLEEVES

SLEEVES

for use with products shown below only:



**Campbell
Cobra™
Parts C & E**
(page 17)



**Standard
Cobra™
Parts C & E**
(page 18, 19)

Plated Steel

hose size	sleeve i.d.	part number	list each
3/4	1-8/64	SPS075108	4.36
3/4	1-24/64	SPS075124	4.36
1	1-20/64	SPS100120	4.55
1	1-24/64	SPS100124	4.55
1	1-28/64	SPS100128	4.55
1	1-32/64	SPS100132	4.55
1	1-36/64	SPS100136	4.55
1	1-40/64	SPS100140	4.55
1	1-44/64	SPS100144	4.55
1	1-48/64	SPS100148	4.55
1-1/4	1-56/64	SPS125156	4.55
1-1/4	2	SPS125200	4.55
1-1/2	1-48/64	SPS150148	4.75
1-1/2	1-52/64	SPS150152	4.75
1-1/2	1-56/64	SPS150156	4.75
1-1/2	1-60/64	SPS150160	4.75
1-1/2	2	SPS150200	4.75
1-1/2	2-4/64	SPS150204	4.75
1-1/2	2-8/64	SPS150208	4.75
1-1/2	2-12/64	SPS150212	4.75
1-1/2	2-16/64	SPS150216	4.75
1-1/2	2-20/64	SPS150220	4.75
1-1/2	2-24/64	SPS150224	4.75
2	2-16/64	SPS200216	5.99
2	2-24/64	SPS200224	5.99
2	2-28/64	SPS200228	5.99
2	2-32/64	SPS200232	5.99
2	2-36/64	SPS200236	5.99
2	2-40/64	SPS200240	5.99
2	2-44/64	SPS200244	5.99
2	2-48/64	SPS200248	5.99
2	2-52/64	SPS200252	5.99
2	2-56/64	SPS200256	5.99
2	2-60/64	SPS200260	5.99
2	3	SPS200300	5.99
2	3-2/64	SSS200302	5.99

2-1/2	3	SPS250300	7.67
2-1/2	3-8/64	SPS250308	7.67
2-1/2	3-16/64	SPS250316	7.67
2-1/2	3-24/64	SPS250324	7.67
2-1/2	3-32/64	SPS250332	7.67
2-1/2	3-34/64	SPS250334	7.67
3	3-16/64	SPS300316	10.59
3	3-24/64	SPS300324	10.59
3	3-28/64	SPS300328	10.59
3	3-32/64	SPS300332	10.59
3	3-36/64	SPS300336	10.59
3	3-40/64	SPS300340	10.59
3	3-44/64	SPS300344	10.59
3	3-48/64	SPS300348	10.59
3	3-52/64	SPS300352	10.59
3	3-56/64	SPS300356	10.59
3	4	SPS300400	10.59
3	4-2/64	SPS300402	10.59
4	4-16/64	SPS400416	14.26
4	4-24/64	SPS400424	14.26
4	4-32/64	SPS400432	14.26
4	4-36/64	SPS400436	14.26
4	4-40/64	SPS400440	14.26
4	4-44/64	SPS400444	14.26
4	4-48/64	SPS400448	14.26
4	4-52/64	SPS400452	14.26
4	4-56/64	SPS400456	14.26
4	4-60/64	SPS400460	14.26
4	5	SPS400500	14.26
4	5-2/64	SPS400502	14.26
6	6-16/64	SPS600616	37.39
6	6-24/64	SPS600624	37.39
6	6-32/64	SPS600632	37.39
6	6-40/64	SPS600640	37.39
6	6-48/64	SPS600648	37.39
6	6-56/64	SPS600656	37.39
6	7	SPS600700	37.39
6	7-8/64	SPS600708	37.39
6	7-16/64	SPS600716	37.39
6	7-24/64	SPS600724	37.39
8	8-32/64	SPS800832	87.02
8	8-48/64	SPS800848	87.02
8	9	SPS800900	87.02
8	9-16/64	SPS800916	87.02
8	9-32/64	SPS800932	87.02

304 Stainless

3/4	1-4/64	SSS075104	6.55
3/4	1-8/64	SSS075108	6.55
3/4	1-12/64	SSS075112	6.55
3/4	1-16/64	SSS075116	6.55
3/4	1-24/64	SSS075124	6.55
1	1-16/64	SSS100116	6.87
1	1-20/64	SSS100120	6.87
1	1-24/64	SSS100124	6.87
1	1-28/64	SSS100128	6.87
1	1-32/64	SSS100132	6.87
1	1-36/64	SSS100136	6.87
1	1-40/64	SSS100140	6.87
1	1-44/64	SSS100144	6.87
1	1-48/64	SSS100148	6.87
1-1/4	1-56/64	SSS125156	7.96
1-1/4	2	SSS125200	7.96

continued on next page

304 Stainless Sleeves

(continued from previous page)

1-1/2	1-52/64	SSS150152	8.27	3	3-32/64	SAL300332	16.07
1-1/2	1-56/64	SSS150156	8.27	3	3-36/64	SAL300336	16.07
1-1/2	1-60/64	SSS150160	8.27	3	3-40/64	SAL300340	16.07
1-1/2	2	SSS150200	8.27	3	3-44/64	SAL300344	16.07
1-1/2	2-4/64	SSS150204	8.27	3	3-48/64	SAL300348	16.07
1-1/2	2-8/64	SSS150208	8.27	3	3-52/64	SAL300352	16.07
1-1/2	2-12/64	SSS150212	8.27	3	3-56/64	SAL300356	16.07
1-1/2	2-16/64	SSS150216	8.27	3	3-60/64	SAL300360	16.07
1-1/2	2-20/64	SSS150220	8.27	3	4	SAL300400	16.07
1-1/2	2-24/64	SSS150224	8.27	3	4-4/64	SAL300404	16.07
2	2-16/64	SSS200216	12.33	4	4-36/64	SAL400436	21.51
2	2-24/64	SSS200224	12.33	4	4-40/64	SAL400440	21.51
2	2-28/64	SSS200228	12.33	4	4-44/64	SAL400444	21.51
2	2-32/64	SSS200232	12.33	4	4-48/64	SAL400448	21.51
2	2-36/64	SSS200236	12.33	4	4-52/64	SAL400452	21.51
2	2-40/64	SSS200240	12.33	4	4-56/64	SAL400456	21.51
2	2-44/64	SSS200244	12.33	4	4-60/64	SAL400460	21.51
2	2-48/64	SSS200248	12.33	4	5	SAL400500	21.51
2	2-52/64	SSS200252	12.33	4	5-4/64	SAL400504	21.51
2	2-56/64	SSS200256	12.33	4	5-8/64	SAL400508	21.51
2	2-60/64	SSS200260	12.33	6	6-32/64	SAL600632	63.55
2	3	SSS200300	12.33	6	6-40/64	SAL600640	63.55
2	3-2/64	SSS200302	12.33	6	6-48/64	SAL600648	63.55
2-1/2	3	SSS250300	16.08	6	6-56/64	SAL600656	63.55
2-1/2	3-8/64	SSS250308	16.08				
2-1/2	3-16/64	SSS250316	16.08				
2-1/2	3-24/64	SSS250324	16.08				
2-1/2	3-32/64	SSS250332	16.08				
2-1/2	3-34/64	SSS250334	16.08				
3	3-24/64	SSS300324	17.94				
3	3-28/64	SSS300328	17.94				
3	3-32/64	SSS300332	17.94				
3	3-36/64	SSS300336	17.94				
3	3-40/64	SSS300340	17.94				
3	3-44/64	SSS300344	17.94				
3	3-48/64	SSS300348	17.94				
3	3-52/64	SSS300352	17.94				
3	3-56/64	SSS300356	17.94				
3	3-60/64	SSS300360	17.94				
3	4	SSS300400	17.94				
3	4-2/64	SSS300402	17.94				
4	4-32/64	SSS400432	29.81				
4	4-36/64	SSS400436	29.81				
4	4-40/64	SSS400440	29.81				
4	4-44/64	SSS400444	29.81				
4	4-48/64	SSS400448	29.81				
4	4-52/64	SSS400452	29.81				
4	4-56/64	SSS400456	29.81				
4	4-60/64	SSS400460	29.81				
4	5	SSS400500	29.81				
4	5-2/64	SSS400502	29.81				
Aluminum							
2	2-28/64	SAL200228	10.63				
2	2-32/64	SAL200232	10.63				
2	2-36/64	SAL200236	10.63				
2	2-40/64	SAL200240	10.63				
2	2-44/64	SAL200244	10.63				
2	2-48/64	SAL200248	10.63				
2	2-52/64	SAL200252	10.63				
2	2-56/64	SAL200256	10.63				
2	2-60/64	SAL200260	10.63				
2	3	SAL200300	10.63				

SLEEVES

for use with products shown below only:



Combination Nipples (page 5)



Suction Hose Couplings (page 7)



Ball & Socket Couplings (page 9)



Plated Steel

hose size	sleeve i.d.	part number	list each
1/2	1	SPS050100S	4.29
3/4	1-8/64	SPS075108S	4.45
3/4	1-20/64	SPS075120S	4.45
3/4	1-24/64	SPS075124S	4.45
1	1-28/64	SPS100128S	4.61
1	1-32/64	SPS100132S	4.61
1	1-36/64	SPS100136S	4.61
1	1-40/64	SPS100140S	4.61
1	1-44/64	SPS100144S	4.61
1	1-48/64	SPS100148S	4.61
1-1/4	1-40/64	SPS125140S	4.78
1-1/4	1-48/64	SPS125148S	4.78
1-1/4	1-52/64	SPS125152S	4.78
1-1/4	1-56/64	SPS125156S	4.78
1-1/2	1-60/64	SPS150160S	4.94
1-1/2	2	SPS150200S	4.94
1-1/2	2-4/64	SPS150204S	4.94
1-1/2	2-8/64	SPS150208S	4.94
1-1/2	2-12/64	SPS150212S	4.94
1-1/2	2-16/64	SPS150216S	4.94
1-1/2	2-20/64	SPS150220S	4.94
1-1/2	2-24/64	SPS150224S	4.94



2	2-8/64	SPS200208S	5.99
2	2-16/64	SPS200216S	5.99
2	2-24/64	SPS200224S	5.99
2	2-28/64	SPS200228S	5.99
2	2-32/64	SPS200232S	5.99
2	2-36/64	SPS200236S	5.99
2	2-40/64	SPS200240S	5.99
2	2-44/64	SPS200244S	5.99
2	2-48/64	SPS200248S	5.99
2	2-52/64	SPS200252S	5.99
2	2-56/64	SPS200256S	5.99
2	2-60/64	SPS200260S	5.99
2	3	SPS200300S	5.99
2-1/2	2-48/64	SPS250248S	7.79
2-1/2	2-56/64	SPS250256S	7.79
2-1/2	3	SPS250300S	7.79
2-1/2	3-8/64	SPS250308S	7.79
2-1/2	3-16/64	SPS250316S	7.79
2-1/2	3-24/64	SPS250324S	7.79
2-1/2	3-32/64	SPS250332S	7.79
3	3-8/64	SPS300308S	10.59
3	3-16/64	SPS300316S	10.59
3	3-24/64	SPS300324S	10.59
3	3-28/64	SPS300328S	10.59
3	3-32/64	SPS300332S	10.59
3	3-36/64	SPS300336S	10.59
3	3-40/64	SPS300340S	10.59
3	3-44/64	SPS300344S	10.59
3	3-48/64	SPS300348S	10.59
3	3-52/64	SPS300352S	10.59
3	3-56/64	SPS300356S	10.59
3	3-60/64	SPS300360S	10.59
3	4	SPS300400S	10.59
4	4-16/64	SPS400416S	14.26
4	4-24/64	SPS400424S	14.26
4	4-32/64	SPS400432S	14.26
4	4-36/64	SPS400436S	14.26
4	4-40/64	SPS400440S	14.26
4	4-44/64	SPS400444S	14.26
4	4-48/64	SPS400448S	14.26
4	4-52/64	SPS400452S	14.26
4	4-56/64	SPS400456S	14.26
4	4-60/64	SPS400460S	14.26
4	5	SPS400500S	14.26
6	6-16/64	SPS600616	37.39
6	6-24/64	SPS600624	37.39
6	6-32/64	SPS600632	37.39
6	6-40/64	SPS600640	37.39
6	6-48/64	SPS600648	37.39
6	6-56/64	SPS600656	37.39
6	7	SPS600700	37.39
6	7-8/64	SPS600708	37.39
6	7-16/64	SPS600716	37.39
6	7-24/64	SPS600724	37.39
8	8-32/64	SPS800832	87.02
8	8-48/64	SPS800848	87.02
8	9	SPS800900	87.02
8	9-16/64	SPS800916	87.02
8	9-32/64	SPS800932	87.02

304 Stainless

1/2	1	SSS050100S	6.40
3/4	1-4/64	SSS075104S	6.72
3/4	1-8/64	SSS075108S	6.72
3/4	1-12/64	SSS075112S	6.72
3/4	1-16/64	SSS075116S	6.72
3/4	1-20/64	SSS075120S	6.72
3/4	1-24/64	SSS075124S	6.72
1	1-28/64	SSS100128S	7.02
1	1-32/64	SSS100132S	7.02
1	1-36/64	SSS100136S	7.02
1	1-40/64	SSS100140S	7.02
1	1-44/64	SSS100144S	7.02
1	1-48/64	SSS100148S	7.02
1-1/4	1-40/64	SSS125140S	8.12
1-1/4	1-48/64	SSS125148S	8.12
1-1/4	1-52/64	SSS125152S	8.12
1-1/4	1-56/64	SSS125156S	8.12
1-1/2	1-60/64	SSS150150S	8.58
1-1/2	2	SSS150200S	8.58
1-1/2	2-4/64	SSS150204S	8.58
1-1/2	2-8/64	SSS150208S	8.58
1-1/2	2-12/64	SSS150212S	8.58
1-1/2	2-16/64	SSS150216S	8.58
1-1/2	2-20/64	SSS150220S	8.58
1-1/2	2-24/64	SSS150224S	8.58
2	2-8/64	SSS200208S	12.33
2	2-16/64	SSS200216S	12.33
2	2-24/64	SSS200224S	12.33
2	2-28/64	SSS200228S	12.33
2	2-32/64	SSS200232S	12.33
2	2-36/64	SSS200236S	12.33
2	2-40/64	SSS200240S	12.33
2	2-44/64	SSS200244S	12.33
2	2-48/64	SSS200248S	12.33
2	2-52/64	SSS200252S	12.33
2	2-56/64	SSS200256S	12.33
2	2-60/64	SSS200260S	12.33
2	3	SSS200300S	12.33
2-1/2	3-8/64	SSS250308S	16.08
2-1/2	3-16/64	SSS250316S	16.08
2-1/2	3-24/64	SSS250324S	16.08
2-1/2	3-32/64	SSS250332S	16.08
3	3-8/64	SSS300308S	17.94
3	3-16/64	SSS300316S	17.94
3	3-24/64	SSS300324S	17.94
3	3-28/64	SSS300328S	17.94
3	3-32/64	SSS300332S	17.94
3	3-36/64	SSS300336S	17.94
3	3-40/64	SSS300340S	17.94
3	3-44/64	SSS300344S	17.94
3	3-48/64	SSS300348S	17.94
3	3-52/64	SSS300352S	17.94
3	3-56/64	SSS300356S	17.94
3	3-60/64	SSS300360S	17.94
3	4	SSS300400S	17.94
4	4-16/64	SSS400416S	29.81
4	4-24/64	SSS400424S	29.81
4	4-32/64	SSS400432S	29.81
4	4-36/64	SSS400436S	29.81
4	4-40/64	SSS400440S	29.81
4	4-44/64	SSS400444S	29.81
4	4-48/64	SSS400448S	29.81
4	4-52/64	SSS400452S	29.81
4	4-56/64	SSS400456S	29.81
4	4-60/64	SSS400460S	29.81
4	5	SSS400500S	29.81

Glossary of CampbellCrimpnology™ Terms

Crimp chart: a chart designed to assist in determining the crimp spec, which includes allowances for serration style, fitting and ferrule/sleeve O.D. and design.

Crimp spec (or specification): the outside diameter of the ferrule/sleeve after assembling and crimping.

Cut-slots: notches cut into the turned-in end of a ferrule that allows the interlock portion to crimp straight down into the fitting interlock without opening outward during crimping.

Ferrule: a tube-like product with one end turned in so as to affect an interlock into a groove on a mating fitting or coupling.

Ferrule length: the overall length of the ferrule as measured from the turn-in end to the open end.

Ferrule/Sleeve I.D.: the inside bowl diameter of the ferrule; the inside diameter of the sleeve; the inside diameter of either where the hose is placed

Gauge: the thickness of the ferrule/sleeve material.

Interlock groove: a groove designed into the fitting/coupling to accept the turn-in end of the ferrule.

Shank length: the hose barb area measured from the end of the fitting to the interlock groove.

Sleeve: a tube-like product with no interlock provisions.

Sleeve length: the overall length of the sleeve from end to end.

Turn-in: the interlocking end of the ferrule.



Small Diameter Multi-Purpose Fittings

MALE & FEMALE INSERT FITTINGS

Insert fittings are precision screw machined in steel, stainless steel and brass.

Recommended use

- Low pressure air, water

Recommended hose attachment

- Brass Crimp-on Ferrules (Page 45)
- Worm Gear Clamps (Page 51)
- Preformed Band Clamps (Page 49)

BRASS GARDEN HOSE COUPLINGS

Precision screw machined from brass. Available with short shank or long shank.

Recommended use

- Low pressure water

Recommended hose attachment

- Brass Crimp-on Ferrules (Page 45)
- Worm Gear Clamps (Page 51)
- Preformed Band Clamps (Page 49)

BRASS PUSH-ON FITTINGS




Recommended use

- Low pressure air, water

Recommended hose attachment

- None. When used with special Push-on Hose, no clamp or ferrule is needed. The liner of the hose grabs securely onto the barb of the fitting.

DO NOT use Push-on Fittings with conventional hose.



BRASS FERRULES


Brass ferrules are lightweight, easy to assemble, and provide a smooth outer surface.

Recommended use

- Crimp-on hose assemblies to secure hose and fittings for low-pressure air and water applications



BARBED HOSE INSERTS



Brass

hose x npt	part number	list/100	carton qty.
1/4 x 1/8	BM-0402	161.12	25
1/4 x 1/4	BM-0404	161.12	25
1/4 x 3/8	BM-0406	249.48	25
5/16 x 1/8	BM-0502	166.32	25
5/16 x 1/4	BM-0504	202.70	25
3/8 x 1/8	BM-0602	202.70	25
3/8 x 1/4	BM-0604	161.12	25
3/8 x 3/8	BM-0606	249.48	25
3/8 x 1/2	BM-0608	436.59	25
1/2 x 1/4	BM-0804	249.48	25
1/2 x 3/8	BM-0806	259.88	25
1/2 x 1/2	BM-0808	363.83	25
1/2 x 3/4	BM-0812	550.94	25
5/8 x 3/8	BM-1006	311.85	25
5/8 x 1/2	BM-1008	400.21	25
5/8 x 3/4	BM-1012	545.74	25
3/4 x 1/2	BM-1208	446.99	25
3/4 x 3/4	BM-1212	524.95	25
1 x 3/4	BM-1612	680.87	25
1 x 1	BM-1616	1101.87	25
1-1/4 x 1	BM-2016	1476.09	25

MALE INSERT



Plated Steel

hose x npt	part number	list each
1/4 x 1/8	SM-0402	4.50
1/4 x 1/4	SM-0404	4.96
1/4 x 3/8	SM-0406	4.96
3/8 x 1/8	SM-0602	5.84
3/8 x 1/4	SM-0604	5.84
3/8 x 3/8	SM-0606	5.84
3/8 x 1/2	SM-0608	7.79
1/2 x 1/4	SM-0804	5.72
1/2 x 3/8	SM-0806	7.66
1/2 x 1/2	SM-0808	7.66
1/2 x 3/4	SM-0812	11.30
3/4 x 1/2	SM-1208	9.15
3/4 x 3/4	SM-1212	11.68
1 x 3/4	SM-1612	12.61
1 x 1	SM-1616	19.62

316 Stainless Steel

1/4 x 1/8	SSM-0402	30.97
1/4 x 1/4	SSM-0404	25.36
1/4 x 3/8	SSM-0406	28.65
3/8 x 1/4	SSM-0604	25.07
3/8 x 3/8	SSM-0606	24.01
3/8 x 1/2	SSM-0608	43.60
1/2 x 1/4	SSM-0804	23.39
1/2 x 3/8	SSM-0806	28.35
1/2 x 1/2	SSM-0808	39.50
1/2 x 3/4	SSM-0812	54.50
5/8 x 1/2	SSM-1008	52.65
3/4 x 1/2	SSM-1208	52.65
3/4 x 3/4	SSM-1212	71.23
3/4 x 1	SSM-1216	118.47
1 x 3/4	SSM-1612	60.70
1 x 1	SSM-1616	91.35

FEMALE INSERT



Brass

hose x npt	part number	list/100	carton qty.
1/4 x 1/8	BF-0402	187.11	25
1/4 x 1/4	BF-0404	228.69	25
5/16 x 1/4	BF-0504	280.67	25
3/8 x 1/4	BF-0604	233.89	25
3/8 x 3/8	BF-0606	306.65	25
1/2 x 3/8	BF-0806	353.43	25
1/2 x 1/2	BF-0808	441.79	25

HOSE MENDER



Brass

hose size	part number	list/100	carton qty.
1/4	BH-0404	161.12	25
5/16	BH-0505	181.91	25
3/8	BH-0606	197.51	25
1/2	BH-0808	270.27	25
5/8	BH-1010	353.43	25
3/4	BH-1212	441.79	25

FEMALE SWIVEL (with ball seat)



Brass

hose x npsm	part number	list/100	carton qty.
1/4 x 1/4	BFS-0404	275.47	25
5/16 x 1/4	BFS-0504	270.27	25
3/8 x 1/4	BFS-0604	254.68	25
3/8 x 3/8	BFS-0606	363.83	25
1/2 x 3/8	BFS-0806	436.59	25
1/2 x 1/2	BFS-0808	576.92	25
3/4 x 3/4	BFS-1212	779.63	25



OXYGEN ACETYLENE FITTINGS

**OXYGEN HOSE END
 (9/16-18 right hand thread)**



Brass hose size	part number	list each	carton qty.
3/16	ORH-03	2.91	25
1/4	ORH-04	2.91	25
5/16	ORH-05	2.91	25
3/8	ORH-06	2.91	25

**ACETYLENE HOSE END
 (9/16-18 left hand thread)**



Brass hose size	part number	list each	carton qty.
3/16	ALH-03	2.91	25
1/4	ALH-04	2.91	25
5/16	ALH-05	2.91	25
3/8	ALH-06	2.91	25



BRASS PUSH-ON FITTINGS

MALE PUSH-ON



hose x npt	part number	list/100	carton qty.
1/4 x 1/8	BMP-0402	197.51	25
1/4 x 1/4	BMP-0404	223.49	25
1/4 x 3/8	BMP-0406	280.67	25
5/16 x 1/4	BMP-0504	249.48	25
3/8 x 1/8	BMP-0602	239.09	25
3/8 x 1/4	BMP-0604	233.89	25
3/8 x 3/8	BMP-0606	280.87	25
3/8 x 1/2	BMP-0608	426.20	25
1/2 x 1/4	BMP-0804	332.64	25
1/2 x 3/8	BMP-0806	306.65	25
1/2 x 1/2	BMP-0808	405.41	25
1/2 x 3/4	BMP-0812	608.11	25
5/8 x 1/2	BMP-1008	587.32	25
5/8 x 3/4	BMP-1012	748.44	25
3/4 x 1/2	BMP-1208	675.68	25
3/4 x 3/4	BMP-1212	670.48	25

FEMALE PUSH-ON



hose x npt	part number	list/100	carton qty.
1/4 x 1/8	BFP-0402	249.48	25
1/4 x 1/4	BFP-0404	270.27	25
5/16 x 1/4	BFP-0504	-	25
3/8 x 1/4	BFP-0604	306.65	25
3/8 x 3/8	BFP-0606	343.04	25
1/2 x 3/8	BFP-0806	379.42	25
1/2 x 1/2	BFP-0808	452.18	25

HOSE MENDER PUSH-ON




hose size	part number	list/100	carton qty.
1/4	BHP-0404	254.68	25
5/16	BHP-0505	275.47	25
3/8	BHP-0606	280.67	25
1/2	BHP-0808	436.59	25
5/8	BHP-1010	576.92	25
3/4	BHP-1212	701.66	25




MACHINED BRASS GARDEN HOSE COUPLINGS




GARDEN HOSE SET

	hose size	part number	list each	carton qty.
	3/8	GHS-06	10.61	25
	1/2	GHS-08	10.50	25
	5/8	GHS-10	10.76	25
	3/4	GHS-12	11.01	25
	1(NPSH)	NPS-16	27.13	25


GARDEN HOSE FEMALE

	hose size	part number	list each	carton qty.
	3/8	GHF-06	5.72	25
	1/2	GHF-08	5.72	25
	5/8	GHF-10	5.72	25
	3/4	GHF-12	5.97	25
	1(NPSH)	NPF-16	15.38	25


GARDEN HOSE MALE

	hose size	part number	list each	carton qty.
	3/8	GHM-06	4.88	25
	1/2	GHM-08	4.78	25
	5/8	GHM-10	5.04	25
	3/4	GHM-12	5.04	25
	1(NPSH)	NPM-16	11.75	25


LONG SHANK SET

	hose size	part number	list each	carton qty.
	1/2	GHSL-08	13.78	25
	5/8	GHSL-10	13.78	25
	3/4	GHSL-12	14.08	25
	1(NPSH)	NPSL-16	34.72	25


FEMALE LONG SHANK

	hose size	part number	list each	carton qty.
	1/2	GHFL-08	7.33	25
	5/8	GHFL-10	7.33	25
	3/4	GHFL-12	7.64	25
	1(NPSH)	NPFL-16	16.74	25


MALE LONG SHANK

	hose size	part number	list each	carton qty.
	1/2	GHML-08	6.45	25
	5/8	GHML-10	6.45	25
	3/4	GHML-12	6.45	25
	1(NPSH)	NPML-16	17.99	25


WASHER

	Neoprene washer size	part number	list/100	carton qty.
	3/4	GHW-12	25.00	100
	1	GHW-16	45.00	100

BRASS FERRULES

	i.d. x length	pierce dia.	part number	list/100	bag qty.
	0.410 x 0.500	0.266	F-222	31.64	50
	0.450 x 0.563	0.344	F-316	31.64	50
	0.478 x 0.687	0.328	F-157	43.94	50
	0.500 x 0.500	0.344	F-225	31.64	50
	0.500 x 1.000	0.344	F-265	56.24	50
	0.525 x 0.500	0.344	F-230	31.64	50
	0.525 x 1.000	0.375	F-268	58.00	50
	0.531 x 1.000	0.438	F-273	59.76	50
	0.548 x 0.484	0.375	F-236	31.64	50
	0.562 x 1.000	0.438	F-278	63.27	50
	0.575 x 0.484	0.468	F-031	36.91	50
	0.593 x 1.000	0.438	F-284	65.03	50
	0.600 x 0.500	0.500	F-030	36.91	50
	0.625 x 0.500	0.500	F-028	38.66	50
	0.625 x 1.000	0.438	F-288	68.54	50
	0.650 x 0.500	0.500	F-025	38.66	50
	0.656 x 1.000	0.438	F-294	72.06	50
	0.675 x 0.516	0.500	F-022	42.18	50
	0.687 x 1.000	0.500	F-300	72.06	50
	0.700 x 0.516	0.500	F-018	-	50
	0.718 x 1.000	0.625	F-302	77.33	50
	0.718 x 1.000	0.500	F-302B	75.58	50
	0.725 x 0.531	0.500	F-016	42.18	50
	0.750 x 0.531	0.500	F-013	43.94	50
	0.750 x 1.000	0.625	F-305	77.33	50
	0.750 x 1.000	0.500	F-305B	73.82	50
	0.775 x 0.563	0.500	F-009	75.58	50
	0.782 x 1.000	0.625	F-310	80.84	50
	0.782 x 1.000	0.500	F-310B	80.84	50
	0.800 x 0.563	0.562	F-008	-	50
	0.812 x 1.000	0.625	F-314	82.60	50
	0.825 x 0.547	0.562	F-001	-	50
	0.875 x 0.844	0.688	F-255	72.06	50
	0.937 x 0.844	0.688	F-242	-	50
	0.975 x 0.844	0.688	F-181	87.87	50
	1.150 x 0.844	0.875	F-241	103.70	50

Please order by part number.



Multi-Purpose Clamps & Tools

PREFORMED BAND CLAMPS



ULTRA-LOK® CLAMPS

Ultra-Lok Clamps are manufactured from 201 Stainless Steel. The buckle is thicker and stronger than standard band clamps for superior holding strength. The powerful Ultra-Lok Tool is portable which enables the operator to bring the tool to the hose, instead of the hose to the tool, for much easier assembly.

JR®-TYPE PREFORMED CLAMPS

Jr®-type preformed clamps are available in both galvanized carbon steel and 201 stainless steel. All buckles are stainless steel.

Jr clamps are designed for use with high production air tools, or the C001 Banding Tool (Page 50).

PUNCH-TYPE PREFORMED CLAMPS

Punch type preformed clamps are available in galvanized carbon steel and 201 stainless steel. All buckles are stainless steel.

Punch clamps are designed for use with the punch style tool (Page 50) for the ultimate in field serviceability.

BANDING AND BUCKLES



Banding is cartoned in 100 foot rolls and available in 201 stainless steel. Buckles, sold separately, are 201 stainless steel. Banding features specially rolled edges to reduce the possibility of injury. Use the C001 Banding Tool (Page 50) to install.

WORM GEAR CLAMPS

Worm gear clamps are available in standard 1/2" band, miniature 5/16" band and quick release 1/2" band. All are manufactured with stainless steel band and stainless steel housing, with your choice of a carbon steel or stainless steel screw.



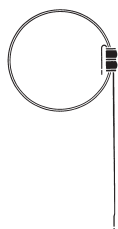
T-BOLT CLAMPS

T-Bolt clamps provide 360 degrees of sealing surface, and are particularly useful for high torque applications.



BAND CLAMPS, BANDING, AND BUCKLES

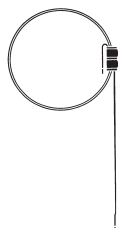
ULTRA-LOK® SMOOTH I.D. CLAMPS



**Band: 201 Stainless
Buckle: 201 Stainless**

clamp width	clamp i.d.	part number	list/100	carton qty.
3/4	2	UL227	674.39	100
3/4	2-3/4	UL210	735.04	50
3/4	3	UL211	796.18	50
3/4	3-1/2	UL212	847.34	50
3/4	4	UL213	972.72	25
3/4	4-1/2	UL214	1043.76	25
3/4	5	UL215	1121.80	25
3/4	5-1/2	UL270	1171.28	25
3/4	6	UL216	1297.92	25
3/4	6-1/2	UL217	1430.08	25
3/4	7	UL218	1561.92	25
3/4	8	UL219	1758.56	25
3/4	9	UL228	1968.80	10

Jr®-TYPE PREFORMED-SMOOTH I.D.



**Band: Galvanized Steel
Buckle: 201 Stainless**

clamp width	clamp i.d.	part number	list/100	carton qty.
3/8	13/16	JS301	94.64	100
3/8	1	JS343	98.70	100
3/8	1-3/8	JS302	104.12	100
3/8	2	JS345	129.12	100
3/8	2-1/2	JS321	190.85	100
3/8	3	JS346	166.55	100
3/8	3-1/2	JS355	239.42	100
3/8	4	JS348	263.09	100
1/2	1	JS303	131.94	100
1/2	1-1/4	JS304	145.24	100
1/2	1-1/2	JS331	164.18	100
1/2	1-3/4	JS336	191.73	100
1/2	2	JS337	198.88	100
1/2	2-1/2	JS333	211.00	100
1/2	2-3/4	JS330	228.85	100
1/2	3	JS334	253.67	100
1/2	3-1/2	JS347	285.82	100
1/2	4	JS349	321.30	100

5/8	1-1/2	JS305	171.39	100
5/8	1-3/4	JS306	189.73	100
5/8	2	JS307	207.82	100
5/8	2-1/4	JS308	221.06	100
5/8	2-1/2	JS309	239.00	100
3/4	2	JS327	254.27	100
3/4	2-3/4	JS310	285.40	50
3/4	3	JS311	301.04	50
3/4	3-1/2	JS312	324.84	50
3/4	4	JS313	375.52	25
3/4	4-1/2	JS314	396.36	25
3/4	5	JS315	433.56	25
3/4	5-1/4	JS370	533.56	25
3/4	6	JS316	498.56	25
3/4	7	JS318	591.28	25
3/4	8	JS319	840.00	25

Band: 201 Stainless

Buckle: 201 Stainless

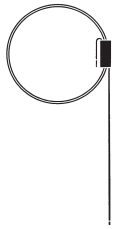
1/4	13/16	JS240	233.09	100
1/4	1	JS242	234.09	100
1/4	1-3/8	JS241	255.39	100
1/4	1-1/2	JS252	253.48	100
1/4	2	JS253	284.00	100
1/4	2-1/2	JS220	315.73	100
1/4	2-3/4	JS256	338.39	100
1/4	3	JS244	335.15	100
1/4	3-1/2	JS257	359.79	100
1/4	4	JS258	435.85	100
1/4	4-1/2	JS259	513.61	100
3/8	13/16	JS201	241.33	100
3/8	1	JS243	277.67	100
3/8	1-3/8	JS202	271.85	100
3/8	2	JS245	307.73	100
3/8	2-1/2	JS221	350.45	100
3/8	3	JS246	394.33	100
3/8	3-1/2	JS255	484.82	100
3/8	4	JS248	466.79	100

1/2	1	JS203	336.30	100
1/2	1-1/4	JS204	370.91	100
1/2	1-1/2	JS231	426.91	100
1/2	1-3/4	JS236	484.21	100
1/2	2	JS237	508.15	100
1/2	2-1/2	JS233	533.15	100
1/2	2-3/4	JS230	559.48	100
1/2	3	JS234	618.82	100
1/2	3-1/2	JS247	679.48	100
1/2	4	JS249	741.73	100

5/8	1-1/2	JS205	446.18	100
5/8	1-3/4	JS206	493.27	100
5/8	2	JS207	540.76	100
5/8	2-1/4	JS208	575.03	100
5/8	2-1/2	JS209	613.70	100

3/4	2	JS227	667.94	100
3/4	2-3/4	JS210	728.00	50
3/4	3	JS211	788.48	50
3/4	3-1/2	JS212	839.28	50
3/4	4	JS213	963.28	25
3/4	4-1/2	JS214	1033.68	25
3/4	5	JS215	1117.68	25
3/4	5-1/4	JS270	1160.00	25
3/4	6	JS216	1285.80	25
3/4	7	JS218	1547.04	25
3/4	8	JS219	1741.92	25

PUNCH-TYPE PREFORMED



Band: Galvanized Steel
Buckle: 201 Stainless

clamp width	clamp i.d.	part number	list/100	carton qty.
3/8	13/16	CP3	68.18	100
3/8	1-3/8	CP311	79.94	100
5/8	1	CP4	84.48	100
5/8	1-1/4	CP5	89.21	100
5/8	1-1/2	CP6	89.21	100
5/8	1-3/4	CP7	104.30	100
5/8	2	CP8	111.52	100
5/8	2-1/4	CP9	118.76	100
5/8	2-1/2	CP10	143.46	50
5/8	2-3/4	CP11	149.94	50
5/8	3	CP12	157.34	50
5/8	3-1/2	CP14	168.00	50
5/8	4	CP16	193.68	25
5/8	4-1/2	CP18	204.60	25
5/8	5	CP20	215.76	25
5/8	6	CP24	234.80	25
5/8	7	CP28	270.92	25
5/8	8	CP32	379.64	25

Band: 201 Stainless
Buckle: 201 Stainless

3/8	13/16	CP3-S	166.30	100
3/8	1-3/8	CP311-S	190.76	100
5/8	1	CP4-S	252.52	100
5/8	1-1/4	CP5-S	265.45	100
5/8	1-1/2	CP6-S	281.82	100
5/8	1-3/4	CP7-S	309.12	100
5/8	2	CP8-S	326.64	100
5/8	2-1/4	CP9-S	348.27	100
5/8	2-1/2	CP10-S	377.40	50
5/8	2-3/4	CP11-S	399.64	50
5/8	3	CP12-S	417.76	50
5/8	3-1/2	CP14-S	461.22	50
5/8	4	CP16-S	523.52	25
5/8	4-1/2	CP18-S	563.64	25
5/8	5	CP20-S	605.92	25
5/8	6	CP24-S	684.48	25
5/8	7	CP28-S	814.80	25
5/8	8	CP32-S	891.04	25

I.D. TIE-LOK TIES



304 Stainless

width in.	length in.	part number	list/100	carton qty.
1/4	10	AS211	207.64	100
1/4	16-1/2	AS212	271.94	100
1/4	22-1/2	AS213	336.94	100
1/4	29	AS214	403.70	100
1/4	35	AS215	464.03	100

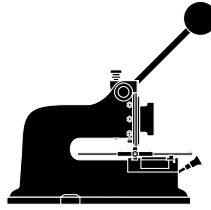
I.D. TAGS



304 Stainless

width in.	length in.	part number	list/100	carton qty.
3/4	2	ID100	158.42	100
1-1/2	2-1/2	ID101	216.97	100
3/4	3-1/2	ID102	208.24	100

I.D. TAG IMPRINTERS



character wheel	part number	list each	carton qty.
3/32"	ID200	POR	1
1/16"	ID202	POR	1
1/8"	ID203	POR	1
3/16"	ID204	POR	1
1/4"	ID205	POR	1

HANDY I.D. KIT

kit contains:

- 1 tie-lok tool
- 200 i.d. tags (3/4 x 2)
- 100 i.d. tags (1-1/2 x 2-1/2)
- 100 tie-loks (1/4 x 8)
- 200 tie-loks (1/4 x 14-1/2)
- 100 tie-loks (1/4 x 21)

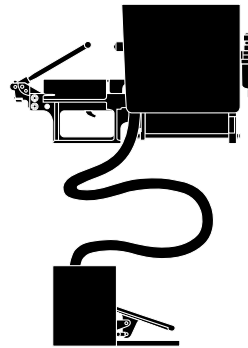
part number	list each	carton qty.
ID300	POR	1

ULTRA-LOK ELECTRIC INSTALLATION TOOL



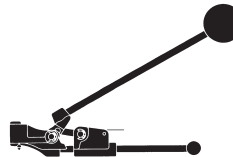
part number	description	list each
UL9010	for Ultra-Lok Preformed Clamps	POR

STANDARD AIR TOOL & COMPONENTS



part number	description	list each
S750	with S180 head	POR

CENTER PUNCH TOOLS & ACCESSORIES



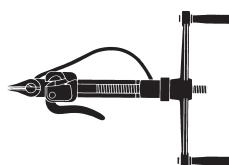
part number	description	list each
T300	for 5/8" wide clamps	POR

COMPACT TOOL SET



part number	list each
S38	POR

BAND TOOL



part number	list each
C001	POR

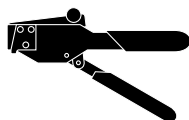


BAND TOOL ADAPTER



part number	description	list each
J001	Jr adapter	POR
J050	heavy duty adapter	POR

TIE-LOK TOOL



part number	list each
A920	POR

BAND



201 Stainless Steel			
band width	part number	list/ 100 ft.	carton qty.
1/4	C202	108.97	100 ft.
3/8	C203	141.94	100 ft.
1/2	C204	191.85	100 ft.
5/8	C205	232.18	100 ft.
3/4	C206	286.33	100 ft.
Galvanized Carbon Steel			
3/8	C303	65.52	100 ft.
1/2	C304	84.94	100 ft.
5/8	C305	104.79	100 ft.
3/4	C306	124.15	100 ft.

BUCKLES

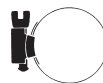


201 Stainless Steel			
band width	part number	list/ 100	carton qty.
1/4	C252	88.61	100
3/8	C253	97.91	100
1/2	C254	132.39	100
5/8	C255	165.39	100
3/4	C256	200.00	100
Galvanized Carbon Steel			
3/8	C353	51.24	100
1/2	C354	66.33	100
5/8	C355	79.12	100
3/4	C356	93.39	100

WORM GEAR CLAMPS



STANDARD WORM GEAR (5/16" screw, 1/2" band)



Screw: Galvanized Steel
Band: 301 Stainless Steel

size range	part number	list/ 100	carton qty.
3/8 x 7/8	WGCS-6	135.19	10
7/16 x 1	WGCS-8	135.19	10
9/16 x 1-1/16	WGCS-10	135.19	10
9/16 x 1-1/4	WGCS-12	140.60	10
11/16 x 1-1/2	WGCS-16	140.60	10
3/4 x 1-3/4	WGCS-20	140.60	10
1-1/16 x 2	WGCS-24	140.60	10
1-5/16 x 2-1/4	WGCS-28	140.60	10
1-9/16 x 2-1/2	WGCS-32	140.60	10
1-13/16 x 2-3/4	WGCS-36	146.00	10
2-1/16 x 3	WGCS-40	194.67	10
2-5/16 x 3-1/4	WGCS-44	221.71	10
2-9/16 x 3-1/2	WGCS-48	221.71	10
2-13/16 x 3-3/4	WGCS-52	243.34	10
3-1/16 x 4	WGCS-56	243.34	10
3-5/16 x 4-1/4	WGCS-60	254.15	10
3-9/16 x 4-1/2	WGCS-64	254.15	10
4-1/16 x 5	WGCS-72	270.38	10
4-5/8 x 5-1/2	WGCS-80	313.64	10
4-3/32 x 6	WGCS-88	319.04	10
4-1/2 x 6-1/2	WGCS-96	324.45	10
5 x 7	WGCS-104	329.86	10
6-1/2 x 8-1/2	WGCS-128	443.42	10
8 x 10	WGCS-152	475.86	10
10-1/4 x 12-1/4	WGCS-188	524.53	10
11 x 13	WGCS-200	546.16	10
11-3/4 x 13-3/4	WGCS-212	589.42	10
12-1/2 x 14-1/2	WGCS-224	648.90	10
14 x 16	WGCS-248	746.24	10
15-3/8 x 17-3/8	WGCS-270	811.13	10
18 x 20	WGCS-312	908.46	10
19-1/8 x 21-1/4	WGCS-332	930.09	10
22-7/8 x 24-7/8	WGCS-390	940.91	10

STANDARD WORM GEAR
(continued on next page)

STANDARD WORM GEAR (continued from previous page)

Screw: 305 Stainless Steel

Band: 301 Stainless Steel

size range	part number	list/ 100	carton qty.
3/8 x 7/8	WGSS-6	183.86	10
7/16 x 1	WGSS-8	183.86	10
9/16 x 1-1/16	WGSS-10	183.86	10
9/16 x 1-1/4	WGSS-12	190.34	10
11/16 x 1-1/2	WGSS-16	190.34	10
3/4 x 1-3/4	WGSS-20	195.75	10
1-1/16 x 2	WGSS-24	195.75	10
1-5/16 x 2-1/4	WGSS-28	195.75	10
1-9/16 x 2-1/2	WGSS-32	195.75	10
1-13/16 x 2-3/4	WGSS-36	207.65	10
2-1/16 x 3	WGSS-40	231.44	10
2-5/16 x 3-1/4	WGSS-44	264.97	10
2-9/16 x 3-1/2	WGSS-48	264.97	10
2-13/16 x 3-3/4	WGSS-52	282.27	10
3-1/16 x 4	WGSS-56	282.27	10
3-5/16 x 4-1/4	WGSS-60	294.17	10
3-9/16 x 4-1/2	WGSS-64	294.17	10
4-1/16 x 5	WGSS-72	323.37	10
4-5/8 x 5-1/2	WGSS-80	334.18	10
4-3/32 x 6	WGSS-88	375.28	10
4-1/2 x 6-1/2	WGSS-96	386.10	10
5 x 7	WGSS-104	386.10	10
6-1/2 x 8-1/2	WGSS-128	577.52	10
8 x 10	WGSS-152	634.84	10
10-1/4 x 12-1/4	WGSS-188	692.16	10
11 x 13	WGSS-200	704.06	10
11-3/4 x 13-3/4	WGSS-212	738.66	10
12-1/2 x 14-1/2	WGSS-224	790.58	10
14 x 16	WGSS-248	970.11	10
15-3/8 x 17-3/8	WGSS-270	1028.51	10
18 x 20	WGSS-312	1113.95	10

QUICK RELEASE WORM GEAR
(5/16" screw, 1/2" band)



Screw: Galvanized Steel
Band: 301 Stainless Steel

size range	part number	list/ 100	carton qty.
1/2 x 1-1/4	QGCS-12	201.77	10
3/4 x 1-3/4	QGCS-20	205.46	10
1 x 2-1/4	QGCS-28	212.86	10
1 x 2-3/4	QGCS-36	214.72	10
1-1/2 x 3-1/2	QGCS-48	232.52	10
1 x 4	QGCS-56	248.75	10
2 x 5	QGCS-72	286.60	10
2-1/16 x 6	QGCS-88	335.27	10
1-3/4 x 7	QGCS-104	416.38	10
1-3/4 x 8-9/16	QGCS-128	416.38	10
2 x 10	QGCS-152	605.64	10
2-1/16 x 12-5/16	QGCS-188	492.08	10

Screw: 410 Stainless Steel

Band: 301 Stainless Steel

1/2 x 1-1/4	QGSS-12	262.80	10
3/4 x 1-3/4	QGSS-20	281.19	10
1 x 2-1/4	QGSS-28	299.58	10
1 x 2-3/4	QGSS-36	306.06	10
1-1/2 x 3-1/2	QGSS-48	387.18	10
1 x 4	QGSS-56	397.99	10
2 x 5	QGSS-72	404.48	10
2-1/16 x 6	QGSS-88	479.10	10
1-3/4 x 7	QGSS-104	542.91	10
1-3/4 x 8-9/16	QGSS-128	542.91	10
2 x 10	QGSS-152	578.60	10
2-1/16 x 12-5/16	QGSS-188	624.03	10
10-3/16 x 14	QGSS-216	681.35	10
10 x 16	QGSS-248	762.46	10
14-1/4 x 18	QGSS-280	831.67	10
14 x 20	QGSS-312	988.49	10

MINIATURE WORM GEAR
(1/4" screw, 5/16" band)



Screw: Galvanized Steel

Band: 301 Stainless Steel

size range	part number	list/ 100	carton qty.
7/32 x 5/8	MGCS-4	108.15	10
7/16 x 11/16	MGCS-5	108.15	10
5/16 x 7/8	MGCS-6	118.97	10
7/16 x 1	MGCS-8	129.78	10
1/2 x 1-1/16	MGCS-10	129.78	10
9/16 x 1-1/4	MGCS-12	135.19	10
11/16 x 1-1/2	MGCS-16	135.19	10
7/8 x 1-3/4	MGCS-20	140.60	10

Screw: 305 Stainless Steel

Band: 301 Stainless Steel

7/32 x 5/8	MGSS-4	138.43	10
7/16 x 11/16	MGSS-5	138.43	10
5/16 x 7/8	MGSS-6	148.17	10
7/16 x 1	MGSS-8	167.63	10
1/2 x 1-1/16	MGSS-10	167.63	10
9/16 x 1-1/4	MGSS-12	179.53	10
11/16 x 1-1/2	MGSS-16	179.53	10
7/8 x 1-3/4	MGSS-20	183.86	10



T-BOLT CLAMPS

T-BOLT CLAMPS



Bolt & Trunion: Galvanized Steel
Band: Stainless Steel

size range	part number	list each
1.31 x 1.56	TBCS-21	8.71
1.56 x 1.81	TBCS-25	8.71
1.69 x 1.94	TBCS-27	8.71
1.81 x 2.06	TBCS-29	8.71
2.06 x 2.31	TBCS-33	8.89
2.19 x 2.50	TBCS-35	8.89
2.31 x 2.62	TBCS-37	8.89
2.38 x 2.69	TBCS-38	8.89
2.44 x 2.75	TBCS-39	8.67
2.56 x 2.87	TBCS-41	8.67
2.69 x 3.00	TBCS-43	8.67
2.81 x 3.12	TBCS-45	9.09
2.94 x 3.25	TBCS-47	9.09
3.06 x 3.37	TBCS-49	9.09
3.31 x 3.62	TBCS-53	9.09
3.56 x 3.87	TBCS-57	9.09
3.63 x 3.94	TBCS-58	9.09
3.81 x 4.12	TBCS-61	9.09
4.06 x 4.37	TBCS-65	9.09
4.31 x 4.62	TBCS-69	9.09
4.56 x 4.87	TBCS-73	9.09
4.81 x 5.12	TBCS-77	9.34
5.06 x 5.37	TBCS-81	9.34
5.31 x 5.62	TBCS-85	9.43
5.56 x 5.87	TBCS-89	9.43
5.81 x 6.12	TBCS-93	9.26
6.06 x 6.37	TBCS-97	9.26
6.31 x 6.62	TBCS-101	9.26
6.56 x 6.87	TBCS-105	9.26
6.81 x 7.12	TBCS-109	9.43
7.06 x 7.37	TBCS-113	10.04
7.31 x 7.62	TBCS-117	10.04
7.56 x 7.87	TBCS-121	10.04
7.81 x 8.12	TBCS-125	10.04
8.06 x 8.37	TBCS-129	9.90
8.69 x 9.19	TBCS-139	10.80
10.63 x 11.13	TBCS-170	12.01
12.63 x 13.13	TBCS-202	12.34

Bolt & Trunion: Stainless Steel
Band: Stainless Steel

1.31 x 1.56	TBSS-21	11.95
1.56 x 1.81	TBSS-25	11.95
1.69 x 1.94	TBSS-27	11.95
1.81 x 2.06	TBSS-29	11.95
2.06 x 2.31	TBSS-33	11.95
2.19 x 2.50	TBSS-35	11.95
2.31 x 2.62	TBSS-37	11.95
2.38 x 2.69	TBSS-38	11.96
2.44 x 2.75	TBSS-39	11.96
2.56 x 2.87	TBSS-41	11.96
2.69 x 3.00	TBSS-43	11.96
2.81 x 3.12	TBSS-45	11.96
2.94 x 3.25	TBSS-47	11.96
3.06 x 3.37	TBSS-49	12.15
3.31 x 3.62	TBSS-53	12.15
3.56 x 3.87	TBSS-57	12.15
3.63 x 3.94	TBSS-58	12.15
3.81 x 4.12	TBSS-61	12.15
4.06 x 4.37	TBSS-65	12.28
4.31 x 4.62	TBSS-69	12.28
4.56 x 4.87	TBSS-73	12.99
4.81 x 5.12	TBSS-77	12.99
5.06 x 5.37	TBSS-81	13.09
5.31 x 5.62	TBSS-85	13.26
5.56 x 5.87	TBSS-89	13.26
5.81 x 6.12	TBSS-93	13.46
6.06 x 6.37	TBSS-97	13.46
6.31 x 6.62	TBSS-101	13.46
6.56 x 6.87	TBSS-105	13.46
6.81 x 7.12	TBSS-109	13.46
7.06 x 7.37	TBSS-113	13.71
7.31 x 7.62	TBSS-117	14.09
7.56 x 7.87	TBSS-121	14.09
7.81 x 8.12	TBSS-125	14.09
8.06 x 8.37	TBSS-129	14.45
8.69 x 9.19	TBSS-139	15.43
10.63 x 11.13	TBSS-170	17.20
12.63 x 13.13	TBSS-202	17.57

All T-Bolt Clamps are packaged 10 per bag.



The primary goal of providing imported products is to offer a convenient and consistent source for low-cost commodity hose fittings to our customers.

While imported products are rarely innovative or technologically advanced, they do fill a need when economy is of primary importance.

Campbell Fittings provides hose fittings and accessories to meet the needs of every hose distributor every day.

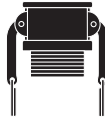


Please note: we are now cataloging our line of Cobra Cam & Groove Couplings in Section C (pages 17 thru 24) joining the Campbell Cobra part C's and E's. Campbell Cobra C's and E's are designed for use with ferrules. Standard Cobra C's and E's can be used with sleeves.

Part A



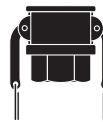
Part B



Part C



Part D



Part E



Part F



Part DC



Part DP



SUCTION HOSE COUPLINGS

COMPLETE SET



**Shanks: Aluminum
Nut: Brass**

hose size	part number	list each
1-1/2	CAB-150	8.39
2	CAB-200	12.43
2-1/2	CAB-250	23.07
3	CAB-300	25.92
4	CAB-400	45.71
6	CAB-600	107.75

**Shanks: Brass
Nut: Brass**

hose size	part number	list each
1-1/2	CBB-150	36.17
2	CBB-200	51.38
3	CBB-300	114.39
4	CBB-400	225.65

FEMALE SHANK



**Shank: Aluminum
Nut: Brass**

hose size	part number	list each
1-1/2	FAB-150	5.87
2	FAB-200	8.53
2-1/2	FAB-250	14.53
3	FAB-300	17.40
4	FAB-400	30.90
6	FAB-600	73.00

**Shank: Brass
Nut: Brass**

1-1/2	FBB-150	17.94
2	FBB-200	30.35
3	FBB-300	64.09
4	FBB-400	115.77

MALE SHANK



Aluminum

hose size	part number	list each
1-1/2	MA-150	3.71
2	MA-200	5.19
2-1/2	MA-250	9.26
3	MA-300	11.80
4	MA-400	19.76
6	MA-600	41.86

Brass

1-1/2	MB-150	17.23
2	MB-200	25.79
3	MB-300	61.59
4	MB-400	101.18

LONG SHANK SUCTION HOSE COUPLINGS

COMPLETE SET



**Shanks: Steel/Ductile
Hex Nut: Ductile Iron**

hose size	part number	list each
1/2	SLS-50	14.75
3/4	SLS-75	14.75
1	SLS-100	15.82
1-1/4	SLS-125	17.35
1-1/2	SLS-150	20.39
2	SLS-200	28.61

**Shanks: Brass
Hex Nut: Brass**

1/2	SLB-50	32.75
3/4	SLB-75	32.75
1	SLB-100	37.15
1-1/4	SLB-125	58.64
1-1/2	SLB-150	69.63
2	SLB-200	100.45

FEMALE LONG SHANK



**Shank: Steel/Ductile
Hex Nut: Ductile Iron**

hose size	part number	list each
1/2	FLS-50	9.48
3/4	FLS-75	9.48
1	FLS-100	9.76
1-1/4	FLS-125	10.01
1-1/2	FLS-150	11.62
2	FLS-200	15.88

**Shank: Brass
Hex Nut: Brass**

1/2	FLB-50	16.93
3/4	FLB-75	16.93
1	FLB-100	21.32
1-1/4	FLB-125	31.94
1-1/2	FLB-150	37.26
2	FLB-200	51.99

MALE LONG SHANK



Shank: Steel/Ductile

hose size	part number	list each
1/2	MLS-50	7.51
3/4	MLS-75	7.51
1	MLS-100	7.99
1-1/4	MLS-125	8.07
1-1/2	MLS-150	9.68
2	MLS-200	14.20

Shanks: Brass

1/2	MLB-50	13.56
3/4	MLB-75	13.56
1	MLB-100	15.23
1-1/4	MLB-125	27.38
1-1/2	MLB-150	34.01
2	MLB-200	47.54

WASHER (Neoprene)



size	part number	list each
1-1/4	WN-5	0.66
1-1/2	WN-6	0.66
2	WN-8	0.72
2-1/2	WN-10	0.86
3	WN-12	1.35
4	WN-16	1.68
6	WN-24	6.80

SUCTION HOSE COUPLINGS (NST threads)

COMPLETE SET



**Shanks: Aluminum
Nut: Brass**

hose size	part number	list each
1-1/2	NSTA-150	16.04
2-1/2	NSTA-250	30.74

**Shanks: Ductile Iron
Nut: Ductile Iron**

1-1/2	NSTD-150	18.95
2-1/2	NSTD-250	50.12

**Shanks: Brass
Nut: Brass**

1-1/2	NSTB-150	53.50
2-1/2	NSTB-250	117.15

UNIVERSAL COUPLINGS (includes safety clip)

HOSE END



hose size	part number	list each
3/8	HE-37	2.88
1/2	HE-50	2.98
3/4	HE-75	3.14
1	HE-100	4.04

HOSE END (Four Lug)



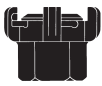
hose size	part number	list each
1-1/4	HE-125	9.98
1-1/2	HE-150	11.12
2	HE-200	13.83

FEMALE NPT



npt size	part number	list each
1/4	FE-25	3.32
3/8	FE-37	3.32
1/2	FE-50	3.32
3/4	FE-75	3.32
1	FE-100	3.94

FEMALE NPT (Four Lug)



npt size	part number	list each
1-1/4	FE-125	10.73
1-1/2	FE-150	10.73
2	FE-200	11.92

MALE NPT



npt size	part number	list each
1/4	ME-25	3.32
3/8	ME-37	3.32
1/2	ME-50	3.32
3/4	ME-75	3.32
1	ME-100	3.94

UNIVERSAL 3-WAY (Two Lug)



size range	part number	list each
all	TWC	8.84

DEAD END (Two Lug)



size range	part number	list each
all	UD	4.14

SAFETY CLIP



size	part number	list each
all	SC	0.32

WASHER (Two lug)



Neoprene		
size range	part number	list each
all	UG	0.64

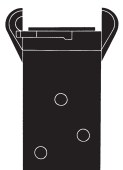
WASHER (Four lug)



size range	part number	list each
all	FW	1.24

ALUMINUM SAND BLAST COUPLINGS

HOSE END



hose size	part number	list each
3/4	SBH-75	7.94
1	SBH-100	8.35
1-1/4	SBH-125	12.17
1-1/2	SBH-150	13.93

NOZZLE



hose size	part number	list each
3/4	SBN-75	7.41
1	SBN-100	8.19
1-1/4	SBN-125	10.52
1-1/2	SBN-150	16.83

FEMALE NPT



npt size	part number	list each
1-1/4	SBF-125	8.86
1-1/2	SBF-150	9.12

WASHER



size	part number	list each
all	SBW	0.95

GROUND JOINT COUPLINGS (with copper seat)

SEE WARNING BELOW

FEMALE SET



hose size	part number	list each
1/2	GF-50	22.20
3/4	GF-75	24.17
1	GF-100	24.17
1-1/4	GF-125	40.89
1-1/2	GF-150	42.67
2	GF-200	60.75
2-1/2	GF-250	124.13
3	GF-300	159.92
4	GF-400	262.23

HOSE STEM



hose size	part number	list each
1/2	GS-50	7.18
3/4	GS-75	6.26
1	GS-100	7.66
1-1/4	GS-125	11.97
1-1/2	GS-150	12.66
2	GS-200	16.15
2-1/2	GS-250	33.83
3	GS-300	43.95
4	GS-400	79.58

WING NUT



size	part number	list each
1/2	N-50	5.07
3/4	N-75	7.59
1	N-75	7.59
1-1/4	N-125	12.18
1-1/2	N-125	12.18
2	N-200	22.41
2-1/2	N-250	44.67
3	N-300	49.32
4	N-400	86.92

FEMALE SPUD



npt size	part number	list each
1/2	FSP-50	11.58
3/4	FSP-75	10.90
1	FSP-100	11.64
1-1/4	FSP-125	17.39
1-1/2	FSP-150	15.53
2	FSP-200	21.47
2-1/2	FSP-250	47.51
3	FSP-300	63.88
4	FSP-400	98.20

MALE SPUD



npt size	part number	list each
1/2	MSP-50	7.41
3/4	MSP-75	12.48
1	MSP-100	15.97
1-1/4	MSP-125	21.60
1-1/2	MSP-150	22.17
2	MSP-200	30.36

DOUBLE SPUD



size	part number	list each
1/2	DSP-50	17.04
3/4	DSP-75	28.53
1	DSP-75	28.53
1-1/4	DSP-125	34.80
1-1/2	DSP-125	34.80
2	DSP-200	40.43

MALE STEM



hose size	part number	list each
1/2	MST-50	4.98
3/4	MST-75	8.89
1	MST-100	13.41
1-1/4	MST-125	14.06
1-1/2	MST-150	16.30
2	MST-200	24.67
2-1/2	MST-250	43.48
3	MST-300	52.38
4	MST-400	91.70


WARNING!

We DO NOT RECOMMEND the use of imported ground joint couplings and clamps for steam, critical, toxic, or combustible fluids, nor in cyclic conditions involving temperature or pressure. Imported ground joint couplings and clamps do not meet NAHAD material guidelines for those applications.

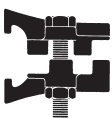
We DO RECOMMEND Campbell Viton Seal Ground Joint Couplings and Interlocking U-bolt Clamps (page 25) for use with steam and in other critical applications.

HOSE CLAMPS

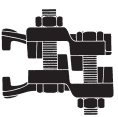
UNIVERSAL COUPLING CLAMP

	hose o.d. min.	hose o.d. max.	part number	list each
	1	1-1/8	UHC-50	3.57
	1-1/8	1-5/16	UHC-75	4.84
	1-1/2	1-13/16	UHC-100	5.96


INTERLOCKING CLAMP (two-bolt)

	hose o.d. min.	hose o.d. max.	part number	list each
	15/16	1-1/16	LB-4	3.63
	1-3/16	1-5/16	LBU-9	5.30
	1-5/16	1-1/2	LB-9	6.79
	1-1/2	1-11/16	LB-10	8.36


INTERLOCKING CLAMP (four-bolt)

	hose o.d. min.	hose o.d. max.	part number	list each
	1-17/32	1-23/32	LBU-14	10.40
	2-1/16	2-1/4	LB-19	15.97
	2-3/32	2-9/32	LBU-24	17.79
	2-1/4	2-7/16	LB-24	20.07
	2-1/2	2-25/32	LBU-29	22.71
	2-3/4	3-1/16	LB-29	30.64
	3-3/32	3-7/16	LBU-34	46.36
	3-1/2	3-15/16	LB-34	52.47
	3-13/16	4-3/16	LB-35	63.43
	4-1/16	4-7/16	LB-39	82.64

INTERLOCKING CLAMP (six-bolt)


	hose o.d. min.	hose o.d. max.	part number	list each
	4-1/4	4-13/16	LBU-39	88.24
	4-7/8	5-5/16	LBU-49	163.77
	5-1/8	6-3/16	LB-49	165.95

DOUBLE BOLT CLAMPS

	hose o.d. min.	hose o.d. max.	part number	list each
	7/8	1-1/8	SL-29	2.46
	1-3/16	1-5/16	SL-34	2.63
	1-5/16	1-17/32	SL-40	3.53
	1-3/4	1-31/32	SL-49	4.89
	2-3/16	2-9/16	SL-60	5.26
	2-5/16	2-15/16	SL-76	5.81
	3-3/16	3-3/4	SL-94	10.32
	3-7/16	3-13/16	400	12.05
	4	4-3/8	463	12.05
	4-1/2	5-1/8	525	16.91
	4-11/16	5-1/8	550	16.91
	5-1/2	5-15/16	600	17.76
	6-1/8	6-7/8	675	20.02
	6-7/8	7-3/8	769	24.75
	7-3/8	8	818	38.81
	8-1/4	8-7/8	875	34.75
	8-15/16	9-3/4	988	37.24
	9-5/16	11-3/8	1125	75.41
	11-3/16	13	1275	85.82
	13-3/16	15	1450	141.77
	15-1/16	17-1/2	1700	172.83


SPIRAL CLAMPS (right hand a.k.a. clockwise)

PLATED STEEL


	hose size	part number	list each
	1-1/2	SC-150	9.36
	2	SC-200	10.50
	2-1/2	SC-250	12.39
	3	SC-300	13.23
	4	SC-400	14.70
	5	SC-500	20.39
	6	SC-600	20.03
	8	SC-800	22.97
	10	SC-1000	32.23
	12	SC-1200	37.81

BRASS FIRE HOSE ACCESSORIES

DOUBLE MALE HEX NIPPLE

	npt x ght thread size	part number	list each
	1 x 3/4	DMH1076	23.69
	npt x nps		
	1 x 1	DMH1010	23.69
	1-1/2 x 1-1/2	DMH1515	25.92
	2 x 2	DMH2020	63.73
	2-1/2 x 2-1/2	DMH2525	63.73
	npt x nst		
	1 x 1	DMH1010F	23.69
	1-1/2 x 1-1/2	DMH1515F	27.01
	2 x 2-1/2	DMH2025F	70.90
	2-1/2 x 2-1/2	DMH2525F	67.46
	3 x 2-1/2	DMH3025F	110.94
	nst x nst		
	1-1/2 x 1-1/2	DMH15F15F	25.92

FEMALE TO MALE HYDRANT ADAPTER

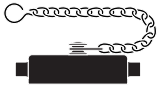
	nst x ght thread size	part number	list each
	1-1/2 x 3/4	HA1576	44.33
	2-1/2 x 3/4	HA2576	38.29
	nst x nps		
	2-1/2 x 1	HA2510	36.47
	2-1/2 x 1-1/2	HA2515	36.47
	2-1/2 x 2	HA2520	51.69
	nst x npt		
	1-1/2 x 1-1/2	HA1515T	45.64
	2-1/2 x 3/4	HA2575T	38.29
	2-1/2 x 1	HA2510T	36.48
	2-1/2 x 1-1/2	HA2515T	38.29
	2-1/2 x 2	HA2520T	51.69
	nst x nst		
	2-1/2 x 1-1/2	HA2515F	38.28
	3 x 2-1/2	HA3025F	93.52
	nps x nst		
	1-1/2 x 1-1/2	HA15S15F	41.95
	3 x 2-1/2	HA30S25F	93.52

FEMALE TO MALE NIPPLE



npt x ght	part	list
thread	number	each
size		
1 x 3/4	FM1076	24.32
npt x npsh		
1-1/2 x 1-1/2	FM1515	32.03
2-1/2 x 2-1/2	FM2525	67.46
npt x nst		
1-1/2 x 1-1/2	FM1515F	32.03
2-1/2 x 2-1/2	FM2525F	67.46
3 x 2-1/2	FM3025F	107.50
npsh x nst		
1-1/2 x 1-1/2	FM15S15F	32.03
2-1/2 x 2-1/2	FM25S25F	67.46
nst x npt		
1-1/2 x 1-1/2	FM15F15T	32.03
2-1/2 x 2-1/2	FM25F25T	67.46
2-1/2 x 2	FM25F20T	76.47
2-1/2 x 1-1/2	FM25F15T	-
2-1/2 x 3	FM25F30T	127.53
npsh x npt		
1-1/2 x 1-1/2	FM15S15T	32.03

CAPS WITH CHAIN



size	part	list
thread	number	each
1-1/2 npsh	FC150	26.22
1-1/2 nst	FC150F	26.22
2-1/2 npsh	FC250	43.58
2-1/2 nst	FC250F	43.58

BRASS NOZZLES



size	part	list
thread	number	each
3/4 ght	BN6	21.87
3/4 npsh	BN7	21.87
1 npsh	BN10	26.71
1-1/4 npsh	BN12	53.49
1-1/2 npsh	BN15	49.60
1-1/2 nst	BN15F	49.60
2 npsh	BN20	82.09
2-1/2 npsh	BN25	97.41
2-1/2 nst	BN25F	97.41