





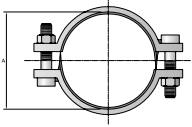












Spring Guard (SG) D-20 Armor Guard (AG) 	Firesleeve (FS-F) D-21 	FSC Clamp D-21 	Firesleeve Accessories D-22	Firesleeve Assembly Instructions D-22	CL Clamp D-23 
HC Clamp D-24 	88HC-H Clamp D-24 	88DB Clamp D-24 	Protection Shields D-25 	Hose Assembly Workstations	Hose Assembly D-26 Workstations 
HoseFab Table D-27 	Rotary Reel Rack D-27 	Saw Table D-27 	3/4 Reel Rack D-27 	Parker Kart D-28 	72B-Cabinet D-28 
HR6 Hose Bin D-28 	Hose Adapters	Hose Adapters D4 			

Hose
A

Fittings
B

Equipment
C

Accessories
D

Technical
E