

# Couplings

## Wolf Series

### Hose End Series: Wolf Series



**Typical Application:** High Pressure and Temperature applications such as steam, hydrocarbon drain, and hot tar transfer

**Compatible Hose:** Hot Tar Pumping, Concord 250, Concord 250 O.R. and Hydrocarbon Drain

**Pressure:** Determined by maximum working pressure for hose size.

**Material:** Zinc Yellow Dichromate finish.

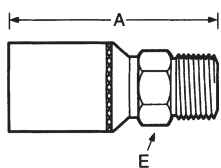
**Advantages:** Permanent attach coupling for steam hose service.

**Ordering Information:** Order individually by catalog number.

**Assembly Instructions:** See Hose End & Tool Selector Chart for Boston crimp specifications.

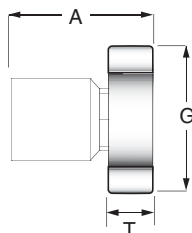
Refer to important safety information found on pages 3-4 of this catalog.

### Male Pipe (NPTF) Rigid



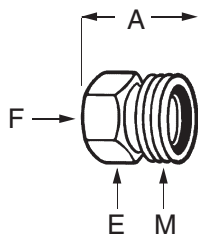
HOSE I.D.	CATALOG NUMBER	THREAD SIZE (NPTF)	A	HOLE DIA.	HEX E
1/2	87-0008-02	1/2—14	2.74	.36	.81
3/4	87-0012-02	3/4—14	3.68	.61	1-1/16
1	87-0016-02	1—11-1/2	4.05	.81	1-3/8

### Wing Nut Swivel



HOSE I.D.	CATALOG NUMBER	THREAD SIZE (NPSM)	A	HOLE DIA.	G	T NOM.
1/2	87-0008-01	1—11-1/2	2.76	.36	2.25	.95
3/4	87-0012-01	1-1/2—11-1/2	3.48	.61	3.51	1.06
1	87-0016-01	1-1/2—11-1/2	3.51	.81	3.51	1.06

### Female Spud



HOSE I.D.	CATALOG NUMBER	THREAD SIZE M (NPSM)	THREAD SIZE F (NPTF)	A	HOLE DIA.	HEX E
3/4	87-0012-03	1-1/2—11-1/2	3/4—14	1.185	.61	2
1	87-0016-03	1-1/2—11-1/2	1—11-1/2	1.185	.81	2

**Note:** Refer to current price list for availability of cataloged items. Configurations and dimensions subject to change without notice.