


Couplings

General Information

Interlocking Clamp



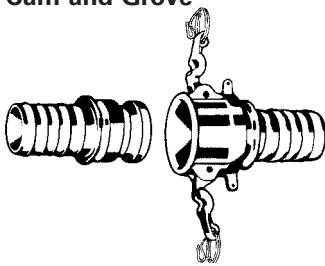
Service: Heavy duty high pressure applications such as air, steam, water, spray, LPG service

Size Range: 9/16" to 7 3/16" hose O.D.

Description: Malleable iron, plated

Attachment: Clamps bolted into position

Cam and Groove



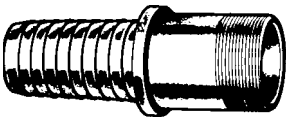
Service: Low and medium pressure water, petroleum and chemical transfer where fast connections are needed; also used for suction service

Size Range: 1/2" to 8"

Description: Aluminum, bronze, stainless steel, Monel, malleable iron; washer seal with no threads

Attachment: Clamps, bands, or crimp/swage ferrules

Swaged or Crimped



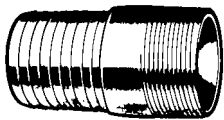
Service: For use on all types of hose where high pressures are used

Size Range: 1 1/4" to 8"

Description: Couplings consist of swaged fittings having serrated steel shanks with ferrules of plated steel

Attachment: Swaging or crimping equipment

Combination Nipple



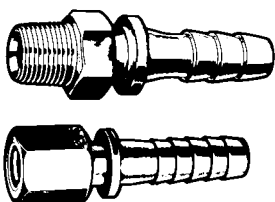
Service: Low or medium pressure suction and discharge of water, fluids, and material handling

Size Range: 1/2" to 12"

Description: Tubular steel, stainless, malleable iron, aluminum or brass with serrated shank; NPT male threads, grooved, or beveled for welding

Attachment: Clamps or bands

Steel Nipple



Service: Medium to high pressure: wide variety of applications.

Size Range: 1/4" to 1"

Description: Machined from cold drawn bar steel, heat treated for toughness.

Attachment: Interlocking clamps