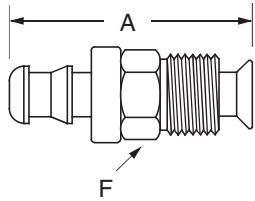


# Couplings

## Field Attachable 100 'B' Series Barb-Tite

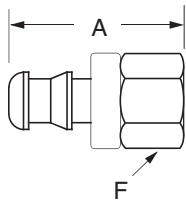
Use Hose H201/Easy Couple

### Inverted Male Swivel (Steel Nut)



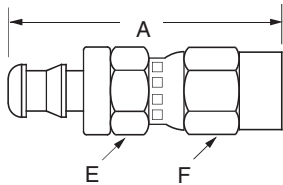
HOSE I.D.	PIPE SIZE	CATALOG NUMBER	THREAD SIZE	A	HOSE CUT-OFF FACTOR†	HOLE DIA.	HEX F
1/4	3/16	10004B-B03	3/8-24	1.39	1.13	.109	3/8
1/4	1/4	10004B-B04	7/16-24	1.42	1.13	.172	7/16
1/4	5/16	10004B-B05	1/2-20	1.52	1.19	.188	1/2
5/16	1/4	10005B-B04	7/16-24	1.81	1.11	.184	7/16
5/16	5/16	10005B-B05	1/2-20	1.60	.80	.234	1/2
5/16	3/8	10005B-B06	5/8-18	1.60	1.19	.234	5/8
3/8	5/16	10006B-B05	1/2-20	1.64	1.19	.234	1/2
3/8	3/8	10006B-B06	5/8-18	1.70	.97	.297	5/8
1/2	1/2	10008B-B08	3/4-18	2.24	1.25	.391	3/4

### Female Inverted Rigid



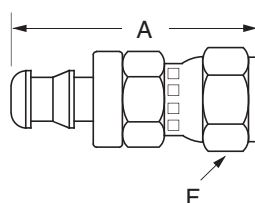
HOSE I.D.	PIPE SIZE	CATALOG NUMBER	THREAD SIZE	A	HOSE CUT-OFF FACTOR†	HOLE DIA.	HEX F
1/4	3/16	10004B-A03	3/8-24	1.12	.48	.172	1/2
1/4	1/4	10004B-A04	7/16-24	1.14	.50	.172	9/16
1/4	5/16	10004B-A05	1/2-20	1.18	.56	.172	5/8
5/16	5/16	10005B-A05	1/2-20	1.25	.56	.220	5/8
3/8	5/16	10006B-A05	1/2-20	1.32	.55	.297	5/8
3/8	3/8	10006B-A06	5/8-18	1.35	.63	.297	3/4
1/2	1/2	10008B-A08	3/4-18	1.73	.75	.391	7/8

### Female Pipe Swivel



HOSE I.D.	PIPE SIZE	CATALOG NUMBER	THREAD SIZE	A	HOSE CUT-OFF FACTOR†	HOLE DIA.	HEX E	HEX F
1/4	1/4	10004B-254	1/4-18	2.42	1.81	.172	3/4	5/8
3/8	3/8	10006B-256	3/8-18	2.77	2.00	.297	7/8	11/16
1/2	1/2	10008B-258	1/2-14	3.29	2.38	.391	1-1/8	7/8

### SAE 37° Female Swivel



HOSE I.D.	TUBE SIZE	CATALOG NUMBER	THREAD SIZE	A	HOSE CUT-OFF FACTOR†	HOLE DIA.	HEX F
1/4	1/4	10004B-604 <sup>a</sup>	7/16-20	1.38	.74	.172	9/16
1/4	5/16	10004B-605 <sup>a</sup>	1/2-20	1.42	.81	.172	5/8
5/16	5/16	10005B-605 <sup>a</sup>	1/2-20	1.54	.83	.234	11/16
3/8	5/16	10006B-605 <sup>a</sup>	1/2-20	1.60	.88	.297	11/16
3/8	3/8	10006B-406 <sup>b</sup>	5/8-18	1.73	.94	.297	3/4
3/8	3/8	10006B-606 <sup>c</sup>	9/16-18	1.66	.88	.297	11/16
1/2	1/2	10008B-608 <sup>a</sup>	3/4-16	2.06	1.06	.391	7/8
5/8	5/8	10010B-610 <sup>a</sup>	7/8-14	2.67	1.19	.484	1
3/4	5/8	10012B-610 <sup>a</sup>	7/8-14	2.69	1.25	.511	1
3/4	3/4	10012B-412 <sup>b</sup>	1-1/16-14	2.69	1.19	.609	1-1/4
3/4	3/4	10012B-612 <sup>c</sup>	1-1/16-12	2.69	1.19	.609	1-1/4

†To determine the correct length of hose, subtract the cut-off factor for each end fitting from the overall length of assembly.

a Swivel nuts are universal – both SAE 37° and 45° connections.

b SAE 45° flare connection only.

c SAE 37° flare connection only.