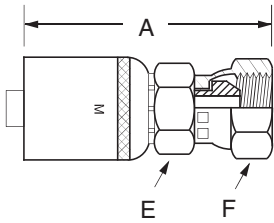


Couplings

Coll-O-Crimp 'M' Series

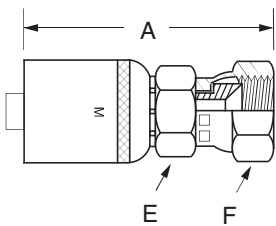
Female Straight Pipe Swivel



Note: Connects to male pipe fittings with internal seat.

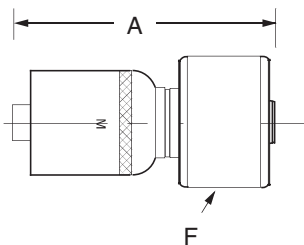
HOSE I.D.	PIPE SIZE	CATALOG NUMBER	NPSM THREAD SIZE	A	HOSE CUT-OFF FACTOR†	HOLE DIA.	HEX E	HEX F
1/4	1/4	04M-054	1/4-18	2.32	1.06	.16	1/2	11/16
3/8	3/8	06M-056	3/8-18	2.49	1.19	.25	11/16	7/8
1/2	1/2	08M-058	1/2-14	2.71	1.44	.36	13/16	1

SAE 37° Female Swivel



HOSE I.D.	TUBE SIZE	CATALOG NUMBER	THREAD SIZE	A	HOSE CUT-OFF FACTOR†	HOLE DIA.	HEX E	HEX F
1/4	1/4	04M-604 ^a	7/16-20	2.38	1.13	.16	9/16	9/16
3/8	3/8	06M-606 ^c	9/16-18	2.63	1.31	.25	11/16	11/16
3/8	1/2	06M-608 ^a	3/4-16	2.73	1.44	.25	11/16	7/8
1/2	1/2	08M-608 ^a	3/4-16	2.64	1.38	.36	13/16	7/8

Pressure Washer



HOSE I.D.	CATALOG NUMBER	THREAD SIZE	A	HOSE CUT-OFF FACTOR†	HOLE DIA.	DIA. F
1/4	04M-6PW	M22x1.5	2.40	1.12	.16	1-3/8
3/8	06M-6PW	M22x1.5	2.49	1.19	.25	1-3/8

†To determine the correct length of hose, subtract the cut-off factor for each end fitting from the overall length of assembly.

a Swivel nuts are universal.

c SAE 37° flare connection only.