

DRX—Engineered to Perform Better From Top to Bottom.

Flexco's **DRX Impact Beds** set a new standard in performance. DRX beds have been carefully engineered to protect your belt and conveyor better than any other beds.


- **Velocity Reduction Technology™** is found only in the DRX line! Two levels of *reaction force reduction* absorb impact energy and minimize transmission back to the belt. Velocity Reduction Technology™ delivers longer belt life, less stress on the conveyor structure and reduced material degradation.
- **Slide-Out Service™** makes maintenance convenient and safe. DRX Impact Beds separate in the middle and the two sides slide apart. This provides direct access to all the bars and bolts for easy, quick and safe maintenance. A complete bar change out takes just one or two hours.
- **Impact Bar Supports** enhance bar function. Made from high-strength steel, our inverted-design Impact Bar Supports allow the impact bars to expand and function properly to absorb more impact energy.
- **Channel Crossbeams** efficiently transfer damaging impact energy. Contoured ends on the Channel Crossbeams save vertical space and leave a more robust middle section to carry the load.
- **Engineered Better**—down to the details. All components are designed to make your job easier and more productive.

We Thought of All the Xtras!



DRX200

For medium-duty applications—
200 – 750 lb-ft




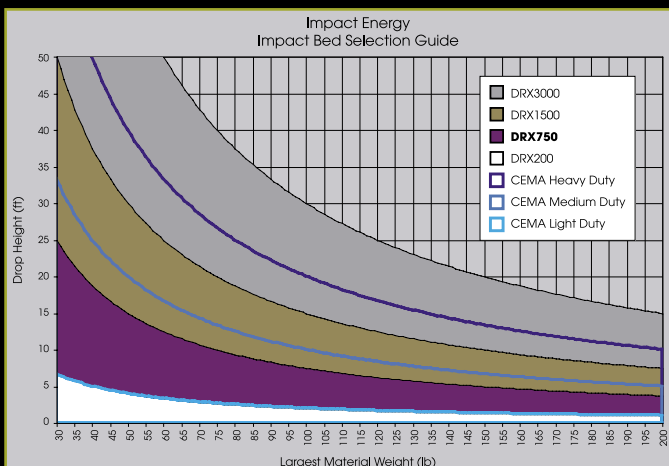
DRX750

DRX750



DRX1500

Only DRX Beds Meet or Exceed CEMA Standards



DRX3000