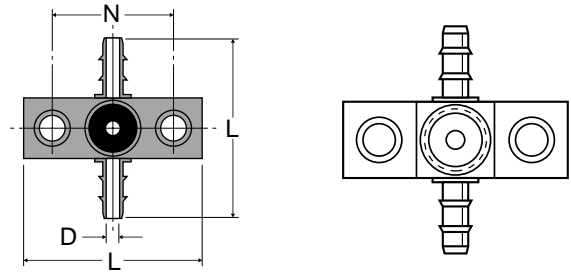


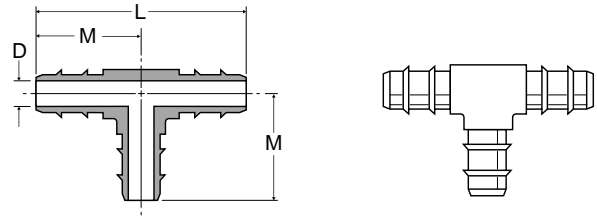
**Adapter Tee 220**

PART NO.	TUBE O.D.	TUBE I.D.	PIPE THREAD	L	N	FLOW DIA. D
220-4-2	1/4	.170	1/8	1.50	1.00	.120



**Union Tee 224**

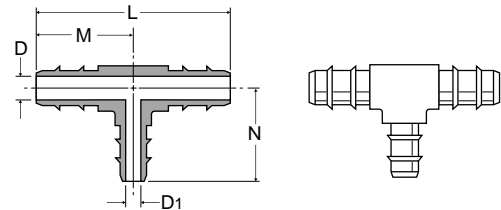
PART NO.	TUBE O.D.	TUBE I.D.	L	M	FLOW DIA. D
224-5/32	5/32	.096	1.00	.50	.062
224-4	1/4	.170	1.25	.63	.120
224-6	3/8	.250	1.38	.69	.187
224-8	1/2	.375	1.63	.81	.312



**F**

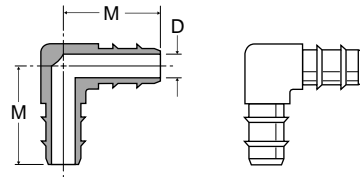
**Union Tee 224 Combination Sizes**

PART NO.	TUBE O.D.	TUBE I.D.	L	M	N	FLOW DIA. D	FLOW DIA. D1
224-4-4-5/32	1/4x5/32	.170x.096	1.25	.63	.50	.120	.062
224-6-6-5/32	3/8x5/32	.250x.096	1.38	.69	.50	.187	.062
224-6-6-4	3/8x1/4	.250x.170	1.38	.69	.62	.187	.120
224-8-8-4	1/2x1/4	.375x.170	1.62	.81	.65	.312	.120
224-8-8-6	1/2x3/8	.375x.250	1.62	.81	.69	.312	.187



**Union Elbow 225**

PART NO.	TUBE O.D.	TUBE I.D.	M	FLOW DIA. D
225-5/32	5/32	.096	.50	.062
225-4-4	1/4	.170	.63	.120
225-6-6	3/8	.250	.69	.187
225-8-8	1/2	.375	.81	.312



**Union Elbow 225 Combination Size**

PART NO.	TUBE O.D. 1	TUBE O.D. 2	TUBE I.D. 1	TUBE I.D. 2	M1	M2	FLOW DIA. D1	FLOW DIA. D2
225-4-5/32	1/4	5/32	.170	.096	.63	.50	.120	.062

