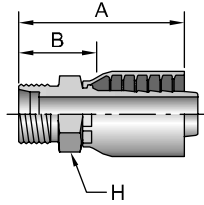


Hose
A



1D243

Male Metric S - Rigid - (24° Cone)

ISO 8434-1

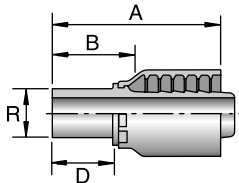
# Part Number	Thread		Hose I.D.		A		H		B	
	mm	mm	inch	inch	mm	mm	mm	inch	mm	
1D243-8-4	8	M16x1,5	1/4	1.73	44	17	0.87	22		
1D243-10-4	10	M18x1,5	1/4	1.73	44	19	0.87	22		
1D243-12-5	12	M20x1,5	5/16	2.20	56	22	1.29	33		
1D243-12-6	12	M20x1,5	3/8	1.97	50	22	1.02	26		
1D243-14-6	14	M22x1,5	3/8	2.17	55	22	0.98	25		
1D243-16-8	16	M24x1,5	1/2	2.36	60	24	1.17	30		
1D243-20-10	20	M30x2	5/8	2.95	75	30	1.44	37		
1D243-25-12	25	M36x2	3/4	2.87	73	36	1.30	33		
1D243-30-16	30	M42x2	1	3.39	86	46	1.54	39		

Fittings
43 Series
B

13D43

Male Standpipe Metric S - Rigid

ISO 8434-1



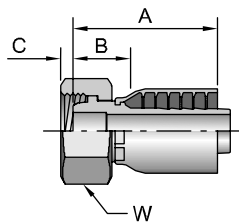
# Part Number	R mm	Hose I.D. inch	A	D	B

Equipment
C

1C643

Female Metric S - Swivel - (Ball Nose)

ISO 8434-1



# Part Number	Thread		Hose I.D.		A		C		W		B	
	mm	mm	inch	inch	mm	mm	inch	mm	mm	inch	mm	
1C643-8-4	8	M16x1,5	1/4	1.57	40	0.15	4	19	1.20	30		
1C643-10-4	10	M18x1,5	1/4	1.63	41	0.10	3	22	1.20	30		
1C643-12-5	12	M20x1,5	5/16	1.87	47	0.08	2	24	1.20	30		
1C643-12-6	12	M20x1,5	3/8	1.76	45	0.08	2	24	1.32	34		
1C643-12-8	12	M20x1,5	1/2	2.18	55	0.08	2	24	1.30	33		
1C643-14-6	14	M22x1,5	3/8	1.94	49	0.17	4	27	1.32	34		
1C643-16-8	16	M24x1,5	1/2	2.13	54	0.19	5	30	1.39	35		
1C643-20-10	20	M30x2	5/8	2.38	60	0.21	5	36	1.39	35		
1C643-20-12	20	M30x2	3/4	2.46	62	0.21	5	40	1.03	37		
1C643-25-12	25	M36x2	3/4	2.48	63	0.28	7	46	1.56	40		
1C643-30-16	30	M42x2	1	2.89	73	0.37	9	50	1.95	50		

Accessories
D

Technical
E

Metric L: Mates with EO "L" Series Fittings.
Metric S: Mates with EO "S" Series Fittings.