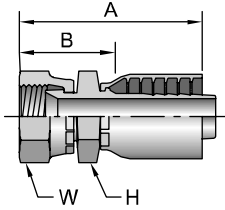


Hose
A



1FU43

Female BSP Parallel Pipe - Swivel - (30° Flare)

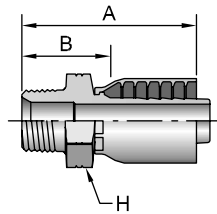
ISO 228-1

# Part Number	Thread inch	Hose I.D. inch	A		H		W		B	
			inch	mm	mm	mm	inch	mm		
1FU43-4-4	1/4x19	1/4	1.90	48	19	19	1.15	29		
1FU43-6-6	3/8x19	3/8	2.32	59	22	22	1.29	33		
1FU43-8-8	1/2x14	1/2	2.66	68	27	27	1.40	36		
1FU43-12-12	3/4x14	3/4	3.06	78	36	36	1.62	41		
1FU43-16-16	1x11	1	3.53	90	41	41	1.91	49		
1FU43-20-20	1-1/4x11	1-1/4	3.87	98	50	50	2.18	55		

Fittings
43 Series
B

1UT43

Male BSP Taper Pipe - Rigid - (60° Cone)



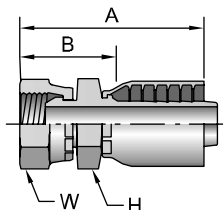
# Part Number	Thread inch	Hose I.D. inch	A		H	B	
			inch	mm	mm	inch	mm
1UT43-4-4	1/4x19	1/4	1.92	49	19	1.17	30
1UT43-6-6	3/8x19	3/8	2.25	57	22	1.22	31
1UT43-8-8	1/2x14	1/2	2.68	68	27	1.42	36
1UT43-12-12	3/4x14	3/4	2.96	75	36	1.53	39
1UT43-16-16	1x11	1	3.48	88	41	1.86	47
1UT43-20-20	1-1/4x11	1-1/4	3.75	95	50	2.10	53

Equipment
C

1GU43

Female BSP Parallel Pipe - Swivel - (60° Cone)

ISO 228-1

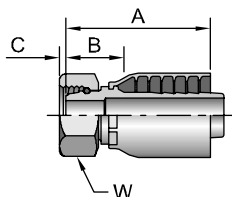


# Part Number	Thread inch	Hose I.D. inch	A		H	W	B	
			inch	mm	mm	mm	inch	mm
1GU43-4-4	1/4x19	1/4	2.08	53	19	19	1.33	34
1GU43-6-6	3/8x19	3/8	2.45	62	22	22	1.42	36
1GU43-8-8	1/2x14	1/2	2.81	71	27	27	1.56	40
1GU43-12-12	3/4x14	3/4	3.24	82	36	36	1.81	46
1GU43-16-16	1x11	1	3.74	95	41	41	2.12	54
1GU43-20-20	1-1/4x11	1-1/4	4.07	103	50	50	2.38	60

Accessories
D

1F443

Female French Gaz Series - Swivel - (Ball Nose)



# Part Number	Thread mm	Hose I.D. inch	A		C		W	B	
			inch	mm	inch	mm	mm	inch	mm
1F443-27-12	27 M36x1,5	3/4	3	76	0.14	4	55	1.14	29

When measuring overall length to the end of the nut, B+C dimensions must be used to calculate cut-off allowance.

Technical
E