


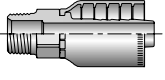

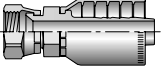
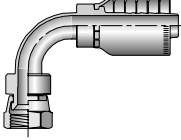

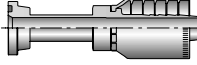
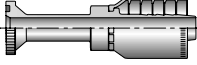
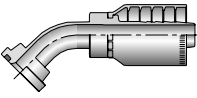
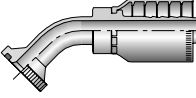
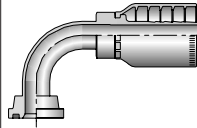
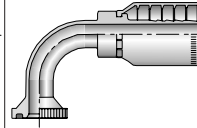

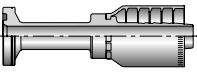
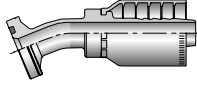
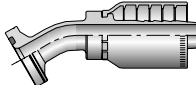
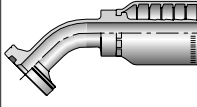
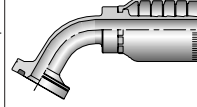
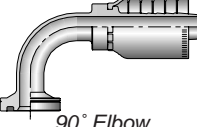

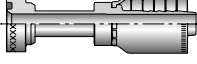
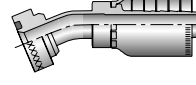
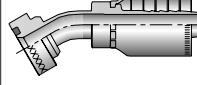
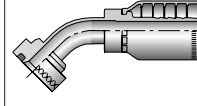
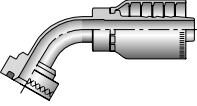
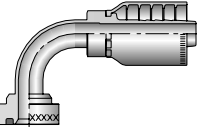

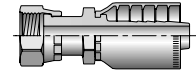
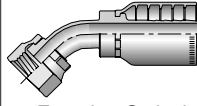
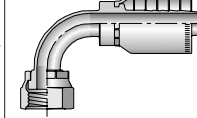

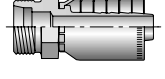


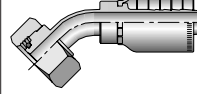
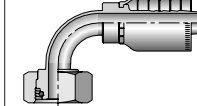

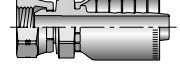
A Hose

B Fittings

C Equipment

D Accessories

E Technical

 NPTF Pipe	10178 B-94  <i>Male - Rigid</i>	 JIC 37°	10678 B-94  <i>Female - Swivel</i>	13978 B-94  <i>Female - Swivel</i>	 Code 61 Flange
11578 B-94  <i>Flange</i>	14A78 B-95  <i>Flange (5000 psi)</i>	11778 B-95  <i>45° Elbow</i>	14F78 B-95  <i>45° Elbow (5000 psi)</i>	11978 B-95  <i>90° Elbow</i>	14N78 B-96  <i>90° Elbow (5000 psi)</i>
 Code 62 Flange	16A78 B-96  <i>Flange</i>	16B78 B-96  <i>22-1/2° Elbow</i>	16E78 B-96  <i>30° Elbow</i>	16F78 B-97  <i>45° Elbow</i>	16G78 B-97  <i>60° Elbow</i>
16N78 B-97  <i>90° Elbow</i>	 Caterpillar® Flange	1XA78 B-98  <i>Flange</i>	1XB78 B-98  <i>22-1/2° Elbow</i>	1XE78 B-98  <i>30° Elbow</i>	1XF78 B-99  <i>45° Elbow</i>
1XG78 B-99  <i>60° Elbow</i>	1XN78 B-99  <i>90° Elbow</i>	 Seal-Lok® (O-Ring Face Seal)	1JS78 B-100  <i>Female - Swivel Long</i>	1J778 B-100  <i>Female - Swivel 45° Elbow</i>	1J978 B-100  <i>Female - Swivel 90° Elbow - Short</i>
 DIN "S" Series	1D278 B-101  <i>Male - Rigid</i>	 DIN "S" Series w/O-Ring	1C978 B-101  <i>Female - Rigid</i>	10C78 B-101  <i>Female - Swivel 45° Elbow</i>	11C78 B-101  <i>Female - Swivel 90° Elbow</i>
 BSP 60° Cone	1GU78 B-101  <i>Female - Swivel</i>				