

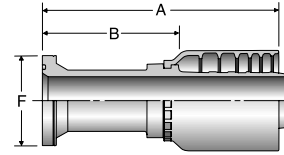


### 16AS6

SAE Code 62 Flange Head

ISO 12151-3-S-S



#			A		F		B		E	
			inch	mm	inch	inch	mm	inch	mm	
16AS6-32-32	2	2	8.21	208,6	3-1/8	4.77	121,1	-	-	

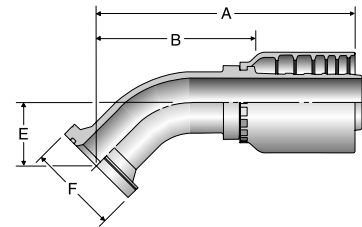


### 16FS6

SAE Code 62 Flange Head - 45° Elbow

ISO 12151-3-E45S-S (1 Piece: ISO 1251-3-E45-M-S)



#			A		F		B		E	
			inch	mm	inch	inch	mm	inch	mm	
16FS6-32-32	2	2	9.00	208,6	3-1/8	5.56	141,2	2.205	56,0	

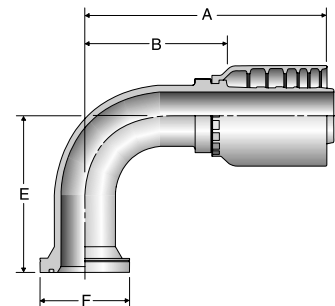


### 16NS6

SAE Code 62 Flange Head - 90° Elbow



ISO 12151-3-E90S-S (1 Piece: ISO 1251-3-E90M-S)

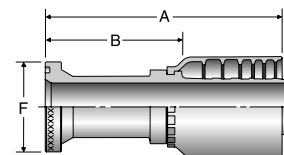
#			A		F		B		E	
			inch	mm	inch	inch	mm	inch	mm	
16NS6-32-32	2	2	8.41	213,7	3-1/8	4.97	126,2	5.43	138,0	



### 1XAS6

Caterpillar® Flange Head



#			A		F		B	
			inch	mm	inch	inch	mm	
1XAS6-32-32	2	2	8.21	208,6	3-1/8	4.77	121	

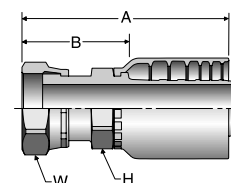


### 1JSS6

SAE Code 61 Flange Head - Straight

ISO 12151-S-L

#			A		H		B	
			inch	mm	inch	inch	mm	
1JSS6-32-32	2	2.5X12	6.46	164,2	2.5	3.02	76,7	



Hose  
**A**

**B**

Equipment  
**C**

Accessories  
**D**

Technical  
**E**