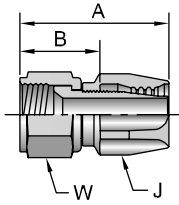


Hose  
A  
Fittings  
23 Series  
B  
Equipment  
C  
Accessories  
D  
Technical  
E

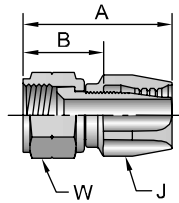
### 20623 Female JIC 37° - Swivel



# Part Number	Thread		Hose I.D. inch	A		J inch	W inch	B	
	inch	inch		inch	mm			inch	mm
20623-4-4~	1/4	7/16x20	3/16	1.63	41	9/16	9/16	0.96	24
20623-5-5~	5/16	1/2x20	1/4	1.70	43	5/8	5/8	0.96	24
20623-6-6	3/8	9/16x18	5/16	1.91	49	3/4	11/16	1.13	29
20623-8-8~	1/2	3/4x16	13/32	2.16	55	7/8	7/8	1.24	31
20623-10-10~	5/8	7/8x14	1/2	2.37	60	1-1/16	1	1.37	35
20623-12-12	3/4	1-1/16x12	5/8	2.51	64	1-1/4	1-1/4	1.43	36
20623-16-16	1	1-5/16x12	7/8	2.50	64	1-7/16	1-1/2	1.51	38
20623-20-20	1-1/4	1-5/8x12	1-1/8	2.75	70	1-3/4	2	1.71	43
20623-24-24	1-1/2	1-7/8x12	1-3/8	3.00	76	2	2-1/4	1.90	48
20623-32-32	2	2-1/2x12	1-13/16	3.57	91	2-3/8	2-7/8	2.28	58

~ These 20623 fittings contain a dual seat that accepts both the JIC (37°) and SAE (45°) male configurations. The -6 and -12 SAE (45°) swivel fittings are shown under part number 20823.

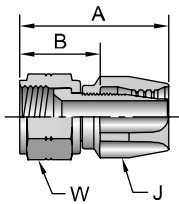
### 20823 Female SAE 45° - Swivel



# Part Number	Thread		Hose I.D. inch	A		J inch	W inch	B		Additional Material Brass (B)
	inch	inch		inch	mm			inch	mm	
20823-4-4	1/4	7/16x20	3/16	1.68	43	9/16	9/16	1.01	26	•
20823-6-6	3/8	5/8x18	5/16	1.94	49	3/4	3/4	1.16	29	•
20823-8-8	1/2	3/4x16	13/32	2.08	53	7/8	7/8	1.16	29	•
20823-10-10	5/8	7/8x14	1/2	2.33	59	1-1/16	1	1.33	34	•
20823-12-12	3/4	1-1/16x14	5/8	2.47	63	1-1/4	1-1/4	1.39	35	•

Notch on nut signifies SAE 45° flared fitting.

### 23223 Female PTT 30° - Swivel



# Part Number	Thread		Hose I.D. inch	A		J inch	W inch	B	
	inch	inch		inch	mm			inch	mm
23223-16-16	1	1-5/16x14	7/8	2.29	58	1-7/16	1-1/2	1.30	33
23223-20-20	1-1/4	1-5/8x14	1-1/8	2.62	67	1-3/4	2	1.58	40