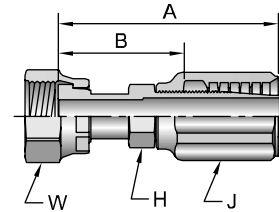


2JS42

Female Seal-Lok® - Swivel - Long
ISO - 12151-1 - SWSB

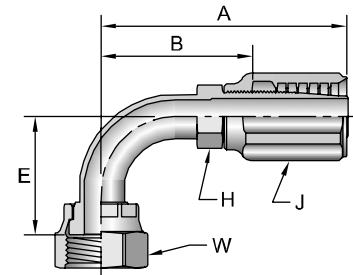
# Part Number	Thread		Hose I.D. inch	A		H inch	J inch	W inch	B	
	inch	inch		inch	mm				inch	mm
2JS42-4-4	1/4	9/16-18	1/4	2.60	66	9/16	11/16	11/16	1.68	43
2JS42-6-6	3/8	11/16x16	3/8	2.91	74	9/16	7/8	13/16	1.76	45
2JS42-8-8	1/2	13/16x16	1/2	3.23	82	11/16	1	15/16	1.90	48



2J942

Female Seal-Lok® - Swivel - 90° Elbow - Short Drop
ISO 12151-1 - SWES90

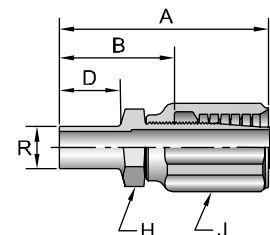
# Part Number	Thread		Hose I.D. inch	A		E		H inch	J inch	W inch	B	
	inch	inch		inch	mm	inch	mm				inch	mm
2J942-4-4	1/4	9/16x18	1/4	2.81	71	0.78	20	7/16	11/16	11/16	1.89	48
2J942-6-6	3/8	11/16x16	3/8	2.93	74	0.90	23	9/16	7/8	13/16	1.78	45
2J942-8-8	1/2	13/16x16	1/2	3.22	82	1.15	29	11/16	1	15/16	1.89	48



21D42

Male Standpipe Metric L - Rigid
ISO 8434-1

# Part Number	R mm	Hose I.D. inch	A		D		H mm	J inch	B	
			inch	mm	inch	mm			inch	mm
21D42-6-4	6	1/4	2.56	65	0.87	22	14	11/16	1.57	40
21D42-8-4	8	1/4	2.56	65	0.87	22	14	11/16	1.57	40
21D42-10-5	10	5/16	2.68	68	0.91	23	14	13/16	1.65	42
21D42-10-6	10	3/8	2.80	71	0.91	23	17	7/8	1.65	42
21D42-12-6	12	3/4	2.80	71	0.91	23	17	7/8	1.65	42
21D42-15-8	15	1/2	3.15	80	0.98	25	19	1	1.89	48
21D42-18-10	18	5/8	3.46	88	1.02	26	24	1-1/8	2.09	53
21D42-18-12	18	3/4	3.39	86	1.02	26	27	1-3/8	1.81	46
21D42-22-12	22	3/4	3.46	88	1.10	28	27	1-3/8	1.89	48
21D42-28-16	28	1	4.09	104	1.18	30	32	1-5/8	2.28	58



Metric L: Mates with EO "L" Series Fittings.
See Accessories Section for O-Rings.