














Definition of Symbols Used in Tables

Symbol	Definition	Symbol	Definition
#	Part Number		Minimum Burst Pressure
	Hose Inner Diameter		Weight
	Hose Outer Diameter		Vacuum Rating
	Working Pressure		Thread Size
	Crimp Die		Hex Size
	Minimum Bend Radius		Diameter
	Crimp Fitting		Field Attachable Fitting
(+)	Non-Standard		

(+) Non-Standard

- Non-standards are not typically stocked.
- Minimum buys, runs, costs, lead times, and pricing will be quoted
- Overruns or excess inventories may exist – in-stock pricing will be quoted
- In-stock pricing levels are sensitive to products available and are subject to prior sale
- Delivery or lead times quoted begin A. R. O (after receipt of order)

The Part # column for hydraulic fittings indicates material type. Where applicable, “B” indicates Brass and “C” indicates Stainless Steel. See the “How To Order” section for more information.

For detailed ordering information, please consult price list or contact Parflex Division.