
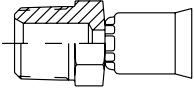
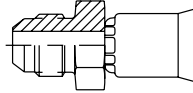
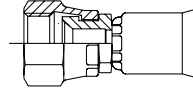

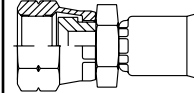
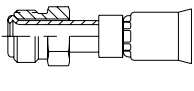
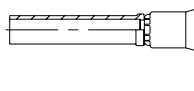
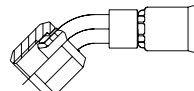
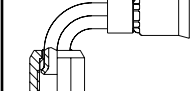
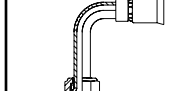
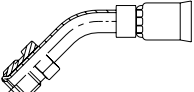
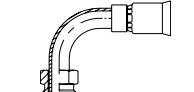
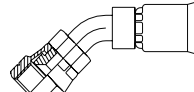
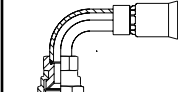
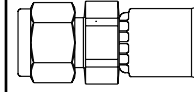
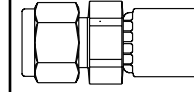
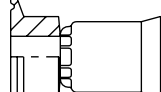
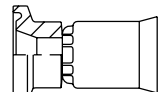
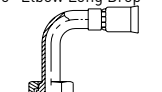
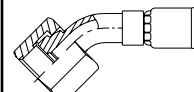
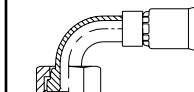
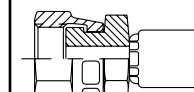
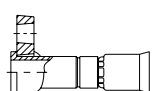
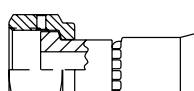
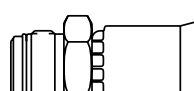
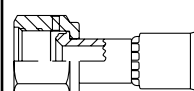
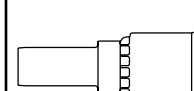
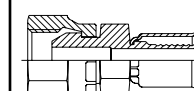
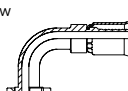

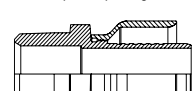
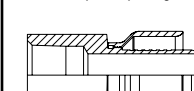

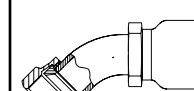
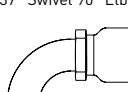

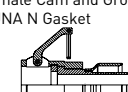





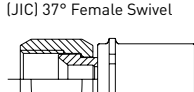


PTFE Permanent Hose Fittings					
 <p>91N Series Hose Fittings</p>	<p>101 Male Taper Pipe Rigid</p>  <p>91N pg. 150</p>	<p>103 Male (JIC) 37°</p>  <p>91N pg. 150</p>	<p>106 SAE (JIC) 37° Swivel</p>  <p>91N, 91NRD pg. 151</p>	<p>107 Female Pipe Swivel</p>  <p>91N pg. 152</p>	<p>108 SAE 45° Swivel</p>  <p>91N pg. 153</p>
	<p>128 Male Inverted Swivel-Straight</p>  <p>91N pg. 153</p>	<p>134 Straight Tube</p>  <p>91N pg. 154</p>	<p>137 JIC 37° Swivel 45° Elbow</p>  <p>91N pg. 154</p>	<p>139 JIC 37° Swivel 90° Elbow</p>  <p>91N pg. 155</p>	<p>141 JIC 37° Swivel 90° Long Elbow</p>  <p>91N pg. 155</p>
<p>167 Male Inverted Swivel 45° Elbow</p>  <p>91N pg. 156</p>	<p>169 Male Inverted Swivel 90° Elbow</p>  <p>91N pg. 157</p>	<p>177 SAE 45° Swivel 45° Elbow</p>  <p>91N pg. 157</p>	<p>179 SAE 45° Swivel 90° Elbow</p>  <p>91N pg. 158</p>	<p>1AL A-LOK® Compression</p>  <p>91N pg. 158</p>	<p>1P6 CPI® Compression (With Nut and Ferrule)</p>  <p>91N pg. 159</p>
<p>1FN Sanitary Flange</p>  <p>91N pg. 159</p>	<p>1FV Mini Sanitary Flange</p>  <p>91N pg. 159</p>	<p>1J1 Female Seal-Lok™ Swivel 90° Elbow Long Drop</p>  <p>91N pg. 160</p>	<p>1J7 Seal-Lok™ Swivel 45° Elbow</p>  <p>91N pg. 161</p>	<p>1J9 Seal-Lok™ Swivel 90° Elbow</p>  <p>91N pg. 161</p>	<p>1JC Seal-Lok™ Straight</p>  <p>91N pg. 162</p>
<p>1LF Laundry Flange Fitting</p>  <p>91N pg. 162</p>	<p>1Q1 Ultra Seal</p>  <p>91N pg. 162</p>	<p>1HV Male VacuSeal</p>  <p>91N pg. 163</p>	<p>1VH Female VacuSeal</p>  <p>91N pg. 163</p>	<p>1TU Universal Rube Stub Fitting</p>  <p>91N pg. 163</p>	<p>192 Female BSP Swivel</p>  <p>91N pg. 164</p>
<p>1B2 Female BSP Swivel 90° Elbow</p>  <p>91N pg. 164</p>	 <p>93N Series Hose Fittings</p>	<p>101 Male Taper Pipe Rigid</p>  <p>93N pg. 165</p>	<p>102 Female Taper Pipe Rigid</p>  <p>93N pg. 165</p>	<p>106 (JIC) 37° Female Swivel</p>  <p>93N pg. 165</p>	<p>137 JIC 37° Swivel 45° Elbow</p>  <p>93N pg. 166</p>
<p>139 JIC 37° Swivel 90° Elbow</p>  <p>93N pg. 166</p>	<p>14K ANSI B16.5 Flange</p>  <p>93N pg. 167</p>	<p>1FC Female Cam and Groove with BUNA N Gasket</p>  <p>93N pg. 167</p>	<p>1MC Male Cam and Groove</p>  <p>93N pg. 167</p>	<p>1JC Seal-Lok™ Straight</p>  <p>93N pg. 168</p>	<p>1J7 Seal-Lok™ 45° Elbow</p>  <p>93N pg. 168</p>
<p>1J9 Seal-Lok™ 90° Elbow</p>  <p>93N pg. 168</p>	 <p>94, 95 Series Hose Fittings</p>	<p>106 (JIC) 37° Female Swivel</p>  <p>94, 95 pg. 169</p>			