
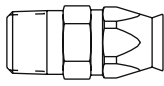

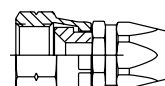
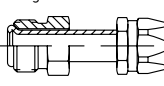
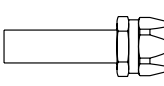
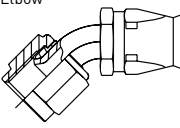
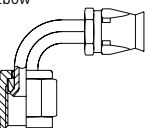
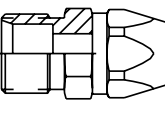
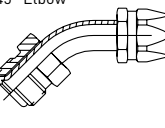
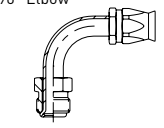
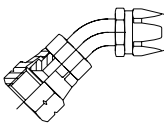
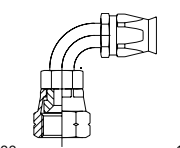
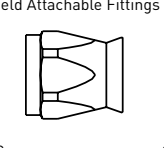
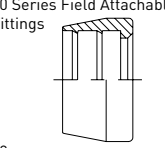

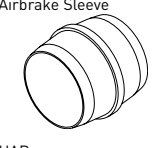
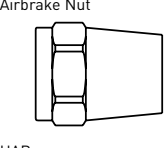


PTFE Field Attachable Hose Fittings						
 <p><b>90 Series</b> Hose Fittings</p>	<p><b>201</b> Male Taper Pipe Rigid</p>  <p>90 pg. 142</p>	<p><b>206</b> SAE (JIC) 37° Swivel</p>  <p>90 pg. 142</p>	<p><b>208</b> SAE 45° Swivel</p>  <p>90 pg. 143</p>	<p><b>228</b> SAE Male Inverted Swivel-Straight</p>  <p>90 pg. 143</p>	<p><b>234</b> Straight Tube</p>  <p>90 pg. 143</p>	
	<p><b>237</b> SAE (JIC) 37° Swivel 45° Elbow</p>  <p>90 pg. 144</p>	<p><b>239</b> SAE (JIC) 37° Swivel 90° Elbow</p>  <p>90 pg. 145</p>	<p><b>261</b> SAE Compression Air Brake</p>  <p>90 pg. 145</p>	<p><b>267</b> SAE Male Inverted Swivel 45° Elbow</p>  <p>90 pg. 146</p>	<p><b>269</b> SAE Male Inverted Swivel 90° Elbow</p>  <p>90 pg. 147</p>	<p><b>277</b> SAE 45° Swivel 45° Elbow</p>  <p>90 pg. 147</p>
	<p><b>279</b> SAE 45° Swivel 90° Elbow</p>  <p>90 pg. 148</p>	<p><b>200</b> Replacement Socket for Field Attachable Fittings</p>  <p>90 pg. 149</p>	<p><b>0</b> Replacement Ferrule for 90 Series Field Attachable Fittings</p>  <p>90 pg. 149</p>	 <p><b>HAB Series</b> Hose Fittings</p>	<p><b>60</b> HAB SAE Compression Airbrake Sleeve</p>  <p>HAB pg. 149</p>	<p><b>61</b> HAB SAE Compression Airbrake Nut</p>  <p>HAB pg. 149</p>

**Note: Brass or stainless steel fittings are recommended for use with water-based fluids to avoid potential corrosion.**

Please refer to the Hose Fitting Thread Guide and the Pressure Rating of Hose End Connections - PSI Guide on pages 312 & 313.