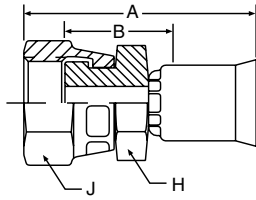


1JC91N Seal-Lok™ Straight

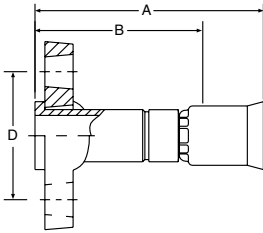


91N Series Permanent

*Part Number	B	C	Thread Size	A		Cutoff Allow. B		H Hex	J Hex	
#										
Hose Fitting				inch	inch	mm	inch	mm	inch	
1JC91N-4-4	+		9/16-18	-4	1.46	37	5/8	16	9/16	11/16
1JC91N-6-6	+		11/16-16	-6	1.62	41	11/16	17	5/8	13/16
1JC91N-8-8	+		13/16-16	-8	1.93	49	13/16	21	3/4	15/16
1JC91N-10-10	+		1-14	-10	2.05	52	7/8	22	15/16	1-1/8
1JC91N-12-10	+		1-3/16-12	-10	2.05	52	1-1/4	32	15/16	1-3/8
1JC91N-12-12	+		1-3/16-12	-12	2.05	58	1-1/4	32	15/16	1-3/8
1JC91N-16-16	+		1-7/16-12	-16	2.56	65	1-1/16	27	1-3/8	1-5/8
1JC91N-20-16	+	+	1-11/16-12	-16	2.30	58	1-3/8	35	1-5/8	1-7/8
1JC91-20-20	+	+	1-11/16-12	-20	2.68	68	1-11/16	43	1-11/16	1-7/8

* Steel nipple, nut, and shell.
 B - Brass nipple, brass nut, shell.
 C - All components 303 stainless steel.

1LF91N Laundry Flange Fitting

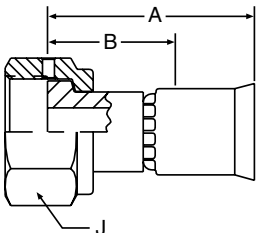


91N Series Permanent

*Part Number	B	C		Flange Size D	A		Cutoff Allow. B	
#								
Hose Fitting			inch	inch	inch	mm	inch	mm
1LF91N-12-12	+	+	-12	2.00	3.20	81	2-5/16	59
1LF91N-16-16	+	+	-16	2.00	3.32	84	2-5/16	59

* Steel nipple, flange, and shell.
 B - Brass nipple, brass shell.
 C - All components 303 stainless steel.

1Q191N Ultra Seal



91N Series Permanent

Part Number	Thread Size			A		Cutoff Allow. B		J Hex
#								
Hose Fitting		inch	inch	inch	mm	inch	mm	inch
1Q191N-4-4C (+)	9/16-18	-4	1/4	1.63	41	3/4	19	11/16
1Q191N-6-6 C (+)	3/4-20	-6	3/8	1.81	46	7/8	22	7/8
1Q191N-8-8C (+)	7/8-20	-8	1/2	1.62	41	15/16	24	1
1Q191N-12-12C (+)	1-15/16-20	-12	3/4	1.93	49	1-1/8	29	1-1/2

C - 316L stainless steel nipple and nut; 303 stainless steel shell.

(+) Non Standard. See page ii for information on non-standard products.