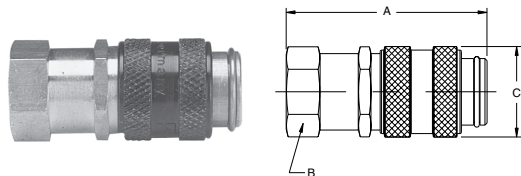


Pneumatic Quick Couplings

General Purpose – Push-To-Connect HF Series Industrial Interchange

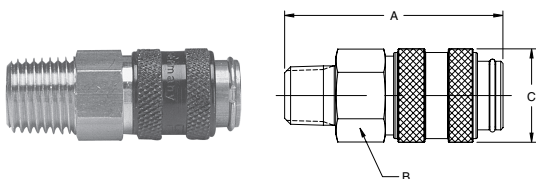
1/8" Body Size Couplers

Female Pipe Thread



Body Size (in.)	New Part No. Brass	Old Part No. Brass	Thread Size NPTF	Dimensions (in.)			Wt. (LB) P/Piece
				Overall Length	Hex Size	Largest Diameter	
				A	B	C	
1/8	HF-121-2FP	HF302F-2	1/8-27	1.42	0.55	0.63	.06
1/8	HF-121-4FP	HF302F-4	1/4-18	1.81	0.67	0.63	.10

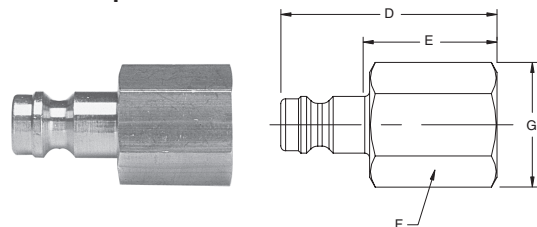
Male Pipe Thread



Body Size (in.)	New Part No. Brass	Old Part No. Brass	Thread Size NPTF	Dimensions (in.)			Wt. (LB) P/Piece
				Overall Length	Hex Size	Largest Diameter	
				A	B	C	
1/8	HF-121-2MP	HF302M-2	1/8-27	1.50	0.55	0.63	.06
1/8	HF-121-4MP	HF302M-4	1/4-18	1.61	0.55	0.63	.07

1/8" Body Size Nipples

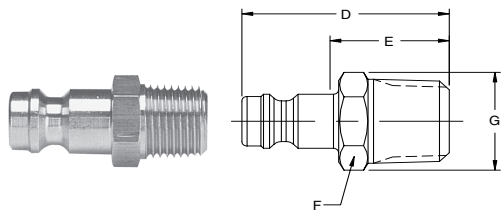
Female Pipe Thread



Body Size (in.)	New Part No. Brass	Old Part No. Brass	Thread Size NPTF	Dimensions (in.)				
				Overall Length	Exposed Length*	Hex Size	Largest Diameter	
				D	E	F	G	
1/8	HF-124-2FP	HF702F-2	1/8-27	1.14	.61	0.55	0.63	.04
1/8	HF-124-4FP	HF702F-4	1/4-18	1.34	.81	0.67	0.78	.07

* This dimension represents the portion that is exposed when nipple is inserted in a Parker HF series coupler.

Male Pipe Thread



Body Size (in.)	New Part No. Brass	Old Part No. Brass	Thread Size NPTF	Dimensions (in.)				
				Overall Length	Exposed Length*	Hex Size	Largest Diameter	
				D	E	F	G	
1/8	HF-124-2MP	HF702M-2	1/8-27	1.06	.53	0.44	0.51	.03
1/8	HF-124-4MP	HF702M-4	1/4-18	1.20	.67	0.55	0.63	.04

* This dimension represents the portion that is exposed when nipple is inserted in a Parker HF series coupler.