

Pneumatic Quick Couplings

General Purpose – Push-To-Connect

UC Series



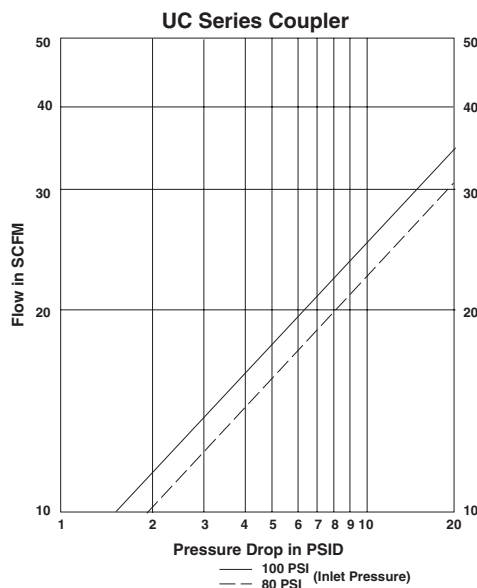
Features

- The 1/4" UC Series Coupler will accept the industrial interchange, [(MIL-C4109) and (ANSI/(NFPA) T3.20.14-1990)], 10 Series (Tru-Flate) and the 50 series (ARO 210) style nipples.
- The coupler features automatic push-to-connect operation, high flow machined "window valve," corrosion resistant solid brass construction and a sleeve guard which helps prevent accidental disconnects and protects the sleeve from damage.
- While the best quick coupling performance is obtained by matching like series couplers and nipples, the universal coupler permits multiple series nipples to mate with one coupler.

Specifications

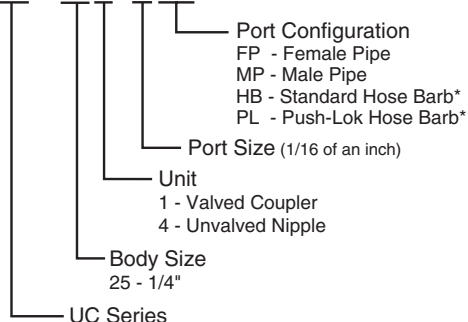
Body Size (in.)	1/4
Rated Pressure (PSI)	150
Temperature Range (Nitrile seal)	-40° to +250° F.
Locking Device	4 balls
Vacuum Service	Not Recommended

Performance



How to Order

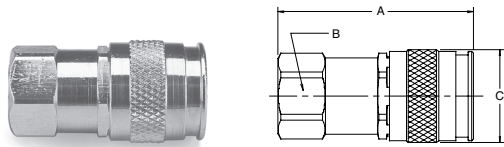
UC - 251 - 4 FP



* Contact the Division for availability

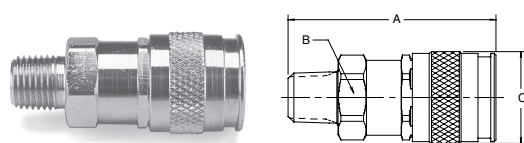
Couplers

Female Pipe Thread



Body Size (in.)	New Part No. Brass	Old Pat No. Brass	Thread Size NPSF	Dimensions (in.)			Wt. (LB) P/Piece
				Overall Length	Hex Size	Largest Diameter	
				A	B	C	
1/4	UC-251-4FP	UC304F-4	1/4-18	2.06	0.81	.98	0.23
1/4	UC-251-6FP	UC304F-6	3/8-18	2.21	0.81	.98	0.23

Male Pipe Thread



Body Size (in.)	New Part No. Brass	Old Part No. Brass	Thread Size NPTF	Dimensions (in.)			Wt. (LB) P/Piece
				Overall Length	Hex Size	Largest Diameter	
				A	B	C	
1/4	UC-251-4MP	UC304M-4	1/4-18	2.21	0.81	.98	0.22
1/4	UC-251-6MP	UC304M-6	3/8-18	2.24	0.81	.90	0.23

Contact the Division for Hose Barb and Push-Lok port availability

Quick Coupling Division