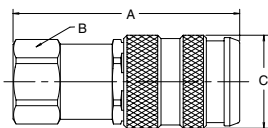



## Pneumatic Quick Couplings

## Special Purpose – Breathing Air CJ Series

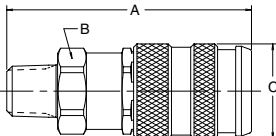

### Couplers

#### Female Pipe



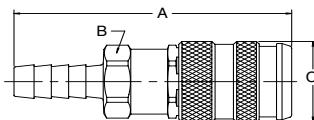
Body Size (in.)	New Part No. Brass	Part No. Brass	Thread Size NPSF	Dimensions (in.)			Wt. (LB) P/Piece
				Overall Length	Hex Size	Largest Diameter	
				A	B	C	
1/4	CJ-251-4FP	CJ304F-4	1/4-18	2.40	.81	.99	0.28
1/4	CJ-251-6FP	CJ304F-6	3/8-18	2.55	.81	.99	0.30

#### Male Pipe



Body Size (in.)	New Part No. Brass	Old Part No. Brass	Thread Size NPTF	Dimensions (in.)			Wt. (LB) P/Piece
				Overall Length	Hex Size	Largest Diameter	
				A	B	C	
1/4	CJ-251-4MP	CJ304M-4	1/4-18	2.55	.81	.99	0.26
1/4	CJ-251-6MP	CJ304M-6	3/8-18	2.58	.81	.99	0.27

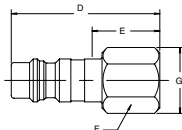
#### Hose Barb



Body Size (in.)	New Part No. Brass	Old Part No. Brass	Hose I.D.	Dimensions (in.)			Wt. (LB) P/Piece
				Overall Length	Hex Size	Largest Diameter	
				A	B	C	
1/4	CJ-251-4HB	CJ304HB-4	1/4	3.02	.81	.99	0.25
1/4	CJ-251-6HB	CJ304HB-6	3/8	3.02	.81	.99	0.25

### Nipples

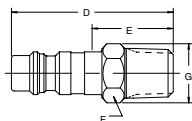
#### Female Pipe



Body Size (in.)	New Part No. Steel	Old Part No. Steel	Thread Size NPTF	Overall Length	Dimensions (in.)			Wt. (LB) P/Piece
					Exposed Length*	Hex Size	Largest Diameter	
					D	E	F	G
1/4	CJ-254-4FP	CJ604F-4	1/4-18	1.62	.74	.62	.72	0.06
1/4	CJ-254-6FP	CJ604F-6	3/8-18	1.65	.77	.81	.94	0.10

\* This dimension represents the portion that is exposed when a nipple is inserted into a Parker CJ Series coupler.

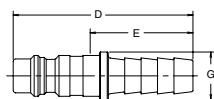
#### Male Pipe



Body Size (in.)	New Part No. Steel	Old Part No. Steel	Thread Size NPTF	Overall Length	Dimensions (in.)			Wt. (LB) P/Piece
					Exposed Length*	Hex Size	Largest Diameter	
					D	E	F	G
1/4	CJ-254-4MP	CJ604M-4	1/4-18	1.77	.89	.56	.72	0.05
1/4	CJ-254-6MP	CJ604M-6	3/8-18	1.80	.92	.69	.94	0.05

\* This dimension represents the portion that is exposed when a nipple is inserted into a Parker CJ Series coupler.

#### Hose Barb



Body Size (in.)	New Part No. Steel	Part No. Steel	Hose I.D.	Dimensions (in.)			Wt. (LB) P/Piece
				Overall Length	Exposed Length*	Largest Diameter	
				D	E	G	
1/4	CJ-254-4HB	CJ604HB-4	1/4	2.06	1.18	.55	0.04
1/4	CJ-254-6HB	CJ604HB-6	3/8	2.06	1.18	.55	0.04

\* This dimension represents the portion that is exposed when a nipple is inserted into a Parker CJ Series coupler.

Quick Coupling Division