

Pneumatic Quick Couplings

Accessories

SC Series - Pneumatic Swivel Coupler





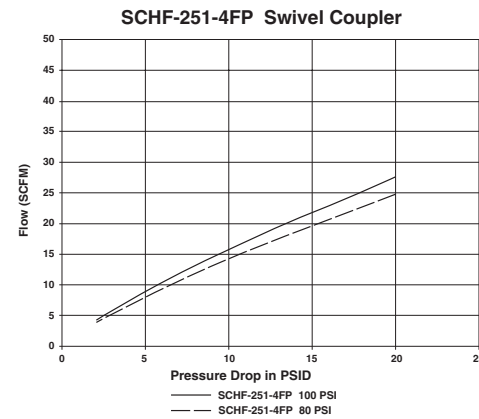
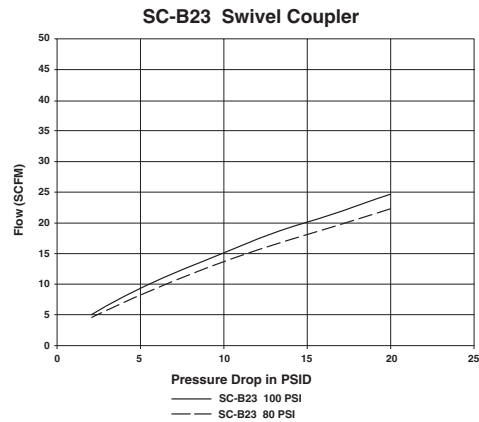
Features

- Constructed of black anodized aluminum and brass.
- Available with HF and 20 Series in 1/4" bodies*
- Allows 360° rotation in two planes
- Compact design-standard coupler body and swivel in one piece
- Smooth and easy movement to decrease stress in operating pneumatic tools

Specifications

Body Size	1/4"
Rated Pressure	300
Temperature Range	-40° F to +250° F
Locking Device	4 balls

Performance



Refer to Parker Publication No. 3800-B1.0 for the selection and safe use of all Parker Quick Couplings.

Body Size (in.)	New Part No.	Old Part No.	Port Size	Dimensions (in.)		
				Overall Length	Hex Size	Largest Diameter
Female Pipe Thread				A	B	C
1/4	SC-B23	SC-B23	1/4-18 NPTF	2.76	.79	.88
1/4	SCHF-251-4FP	SC-HF304F-4	1/4-18 NPTF	3.11	.79	.99
Male Pipe Thread				A	B	C
1/4	SC-B22	SC-B22	1/4-18 NPTF	2.76	.79	.88
1/4	SCHF-251-4MP	SC-HF304M-4	1/4-18 NPTF	3.11	.79	.99
Push-Lok Hose Barb				A	B	C
1/4	SC-B20-5BP	SC-B20-5BP	3/8" Hose I.D.	3.15	.79	.88
1/4	SCHF-251-6PL	SC-HF304PL-6	3/8" Hose I.D.	3.50	.79	.99

Quick Coupling Division