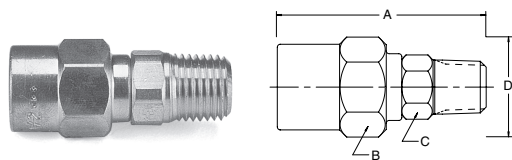


Pneumatic Quick Couplings

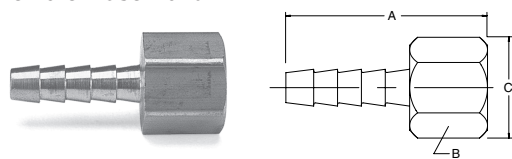
Accessories Hose Fittings

Male Reusable Hose End



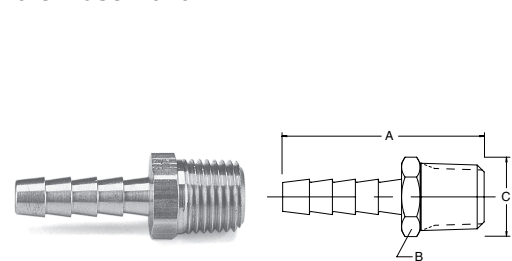
Part No. Brass	Hose I.D.	HOSE O.D.	Thread Size NPTF	Overall Length	Hex Size	Hex Size	Largest Diameter	Wt. (LB) P/Piece
				A	B	C	D	
330-C3	1/4	1/2	1/4	1.720	9/16	11/16	0.79	-
330-C5	1/4	9/16	1/4	1.720	9/16	3/4	0.87	-
330-C6	1/4	5/8	1/4	1.720	9/16	13/16	0.94	-
332-E6	3/8	5/8	1/4	2.095	9/16	7/8	1.01	-
332-E7	3/8	21/32	1/4	2.095	9/16	7/8	1.01	-
332-E8	3/8	11/16	1/4	2.095	9/16	7/8	1.01	-
332-E10	3/8	3/4	1/4	2.095	9/16	15/16	1.08	-
334-E7	3/8	21/32	3/8	2.155	11/16	7/8	1.01	-
334-E8	3/8	11/16	3/8	2.155	11/16	7/8	1.01	-

Female Hose Barb



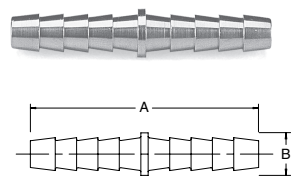
Part No. Brass	Hose I.D.	Thread Size NPTF	Overall Length	Hex Size	Largest Diameter	Wt. (LB) P/Piece
			A	B	C	
311	1/4	1/4	1.58	-	-	0.05
311-3/8	3/8	1/4	1.58	-	-	0.05

Male Hose Barb



Part No.	Hose I.D.	Thread Size NPTF	Overall Length	Hex Size	Largest Diameter	Weight P/Piece
			A	B	C	
308	1/4	1/8	1.54	0.44	0.50	0.02
310	1/4	1/4	1.64	0.56	0.65	0.02
310-5/16	5/16	1/4	1.64	0.56	0.65	0.03
310-3/8	3/8	1/4	1.64	0.56	0.65	0.11
310-1/2	1/2	1/4	1.64	0.56	0.65	0.04
318	3/8	3/8	1.71	0.69	0.79	0.05
318-1/4	1/4	3/8	1.71	0.69	0.79	0.04
318-1/2	1/2	3/8	1.71	0.69	0.79	0.06
322	1/2	1/2	1.86	0.88	1.01	0.10
322-3/8	3/8	1/2	1.86	0.88	1.01	0.09
322-3/4	3/4	1/2	1.86	0.88	1.01	0.13

Brass Hose Splicer



Part No. Brass	Hose I.D.	Overall Length	Largest Diameter	Wt. (LB) P/Piece
		A	B	
314	1/4	2.00	0.38	0.01
314-5/16	5/16	2.00	0.50	0.02
314-3/8	3/8	2.00	0.56	0.03