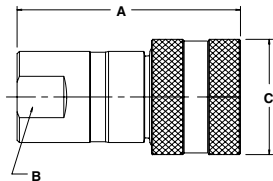



Hydraulic Quick Couplings

General Purpose Couplings 4000 Series

Couplers

Female Thread



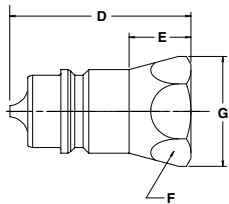

Body Size (in.)	Part No. Steel*	Thread Size NPTF	Thread Size ORB	Thread Size BSPP	Dimensions (in.)			Wt. (LB.) P/Piece	
					Overall Length	Wrench Flats	Largest Diameter		
					A	B	C		
1/4	4050-2P	1/4-18	-		2.18	0.88	1.06	0.24	
1/4	4050-2P-T8M	-	3/4-16 (Male)		1.80	0.88	1.06	0.21	
1/4	4050-T6	-	9/16-18		2.18	0.88	1.06	0.27	
1/4	4050P-T6**	-	9/16-18		2.43	0.81	1.33	0.33	
3/8	4050-3P	3/8-18	-		2.31	0.94	1.33	0.51	
1/2	4050-4	1/2-14	-		2.60	1.06	1.52	0.58	
1/2	4050-4P	1/2-14	-		2.60	1.06	1.52	0.58	
1/2	4050-5	3/4-14	-		2.69	1.13	1.52	0.71	
1/2	4050-5P	3/4-14	-		2.69	1.13	1.52	0.71	
1/2	4050-15	-	3/4-16		2.81	1.06	1.52	0.64	
1/2	4050-15P	-	3/4-16		2.81	1.06	1.52	0.64	
1/2	4050-16	-	7/8-14		2.75	1.06	1.52	0.59	
1/2	4050-16P	-	7/8-14		2.75	1.06	1.52	0.59	
1/2	4050-29BSPP	-	-	1/2-14	2.68	1.06	1.52	0.59	
3/4	4150-5	3/4-14	-		3.50	1.38	1.90	1.00	
1	4050-6P	1-11 1/2	-		3.84	1.63	2.08	1.89	

* P in part number designates Poppet design

** Push-to-Connect design.

Nipples

Female Thread

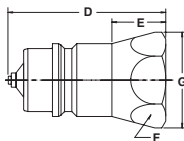


Body Size (in.)	Part No. Steel*	Thread Size NPTF	Thread Size ORB	Thread Size BSPP	Dimensions (in.)				Wt. (LB.) P/Piece	
					Overall Length	Exposed Length†	Hex Size	Largest Diameter		
					D	E	F	G		
1/4	4010-2P	1/4-18	-		1.39	0.71	0.75	0.87	0.08	
1/4	4010-T6	-	9/16-18		1.49	0.81	0.75	0.87	0.09	
3/8	4010-3P	3/8-18	-		1.50	.80	.94	1.08	0.16	
1/2	8010-4	1/2-14	-		1.95	1.09	1.06	1.23	0.20	
1/2	8010-4P	1/2-14	-		1.95	1.09	1.06	1.23	0.20	
1/2	8010-5	3/4-14	-		2.14	1.28	1.25	1.44	0.25	
1/2	8010-5P	3/4-14	-		2.14	1.28	1.25	1.44	0.25	
1/2	8010-15	-	3/4-16		2.06	1.20	1.06	1.23	0.20	
1/2	8010-15P	-	3/4-16		2.06	1.20	1.06	1.23	0.20	
1/2	8010-16	-	7/8-14		2.05	1.18	1.06	1.23	0.25	
1/2	8010-16P	-	7/8-14		2.05	1.18	1.06	1.23	0.25	
1/2	8010-29BSPP	-	-	1/2-14	1.95	1.09	1.06	1.18	0.25	
3/4	4110-5	3/4-14	-		1.81	1.23	1.31	1.52	0.50	
1	4010-6P	1-11 1/2	-		2.79	1.49	1.63	1.88	0.62	

* P in part number designates Poppet design

† This dimension represents the portion that is exposed when the nipple is inserted into the mating Parker Coupler.

Connect-Under-Pressure



Body Size (in.)	Part No. Steel*	Thread Size NPTF	Thread Size ORB	Thread Size BSPP	Dimensions (in.)				Wt. (LB.) P/Piece	
					Overall Length	Exposed Length†	Hex Size	Largest Diameter		
					D	E	F	G		
1/2	8010-4P-DC	1/2-14	-	-	1.81	1.09	1.06	1.16	0.20	
1/2	8010-15P-DC	-	3/4-16	-	1.81	1.09	1.06	1.16	0.20	

Replacement Parts - 4000 Series

Body Size (in.)	1/4	3/8	1/2	3/4	1
O-Rings - Buna N	2-113N0552-90	2-116N0552-90	2-211N0552-90	50001-215-0010	2-218N0552-90

Quick Coupling Division