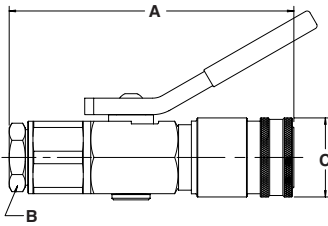



# Hydraulic Quick Couplings

# Connect Under Pressure Couplings 9200 Series

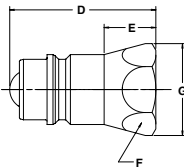

## Couplers



Body Size (in.)	Part No. Steel	Thread Size NPTF	Dimensions (in.)		Overall Length	Wrench Flats	Largest Diameter	Wt. (LB.) P/Piece
			ORB					
					A	B	C	
1/2	9250-4-320	1/2-14	-		5.37	1.13	1.50	2.02
1/2	9250-6-320	-	9/16-18		5.37	1.13	1.50	2.04
1/2	9250-15-320	-	3/4-16		5.37	1.13	1.50	2.06
1/2	9250-16-320	-	7/8-14		5.37	1.13	1.50	1.98
*1/2	9250-334	-	9/16-18		5.37	1.13	1.50	2.15

\* Mates with the 1/4" 60 Series Nipples.

## Nipples



Body Size (in.)	Part No. Steel	Thread Size NPTF	Dimensions (in.)		Overall Length	Exposed Length	Hex Size	Largest Diameter	Wt. (LB.) P/Piece
			ORB						
					D	E	F	G	
1/2	8010-4	1/2-14	-		1.95	1.09	1.06	1.23	0.20
1/2	8010-15	-	3/4-16		2.06	1.20	1.06	1.23	0.20
1/2	8010-16	-	7/8-14		2.05	1.18	1.06	1.23	0.20

## Replacement Parts

9200 Series

Body Size (in.)	1/2
O-Rings - Buna N	2-211N0552-90

B Hydraulics

Quick Coupling Division