

Hydraulic Quick Couplings

High Pressure Couplings

TC Series

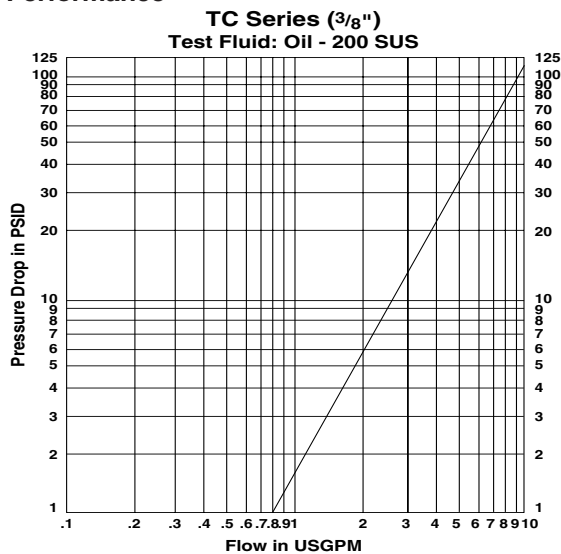
B Hydraulics



Specifications

Body Size (in.)	3/8
Rated Pressure (PSI)	10,000
Rated Flow (GPM)	6
Temperature Range (std seals)	-15° to +400°F

Performance



Features

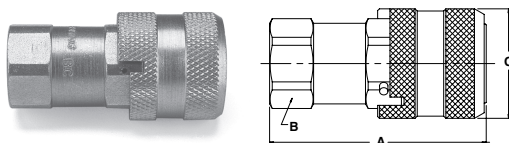
- Positive valve stop. The perch maintains valve alignment and provides metal to metal valve stop to insure that the valves open full—every time.
- Precision machined valves with elastomeric seals provide for positive shut-off upon disconnection.
- Hardened nipples and sleeves and solid barstock construction make for a quality coupling with maximum resistance to damage from hydraulic and mechanical shock.
- Durable ball-locking mechanism assures reliable connection every time. A large number of locking balls distributes the work load evenly while providing alignment and swiveling action to reduce hose torque and prolong hose life. CAUTION: These products are not to be used as swivels, rotation under pressure will result in excessive and premature wear.
- Female pipe (NPSF) standard.
- The standard Fluorocarbon seal is designed to withstand extremely high pressures and provide reliable sealing. PTFE back-up ring provides support for the seal in high pressure applications.
- Sleeve locking mechanism prevents accidental disconnection when the coupling is dragged along the ground.

Applications

Parker TC series couplings are found in the construction, railway maintenance and house moving industries. Used on hydraulic jacking equipment, these couplers eliminate costly down time caused by improperly connected threaded types. For use where high pressure capability is required coupled with positive coupling action. Considerably faster to use than threaded types.

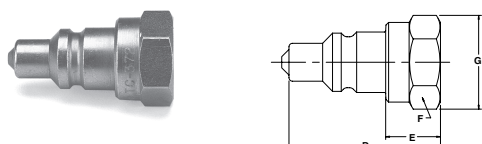
Note: Protective dust plugs and caps play a crucial role in the life of a quick coupling and no purchase of a hydraulic quick coupling is complete without the selection of an appropriate dust plug and cap. See pages noted in Table of Contents for dust plugs and caps for the Parker full line of hydraulic couplings.

Coupler



Body Size (in.)	Part No.	Fitting Thread Size	Dimensions (in.)			
			Overall Length	Hex Size	Largest Diameter	Wt. (LB.) P/Piece
3/8	TC-371	3/8-18 NPSF	A	B	C	0.43

Nipple



Body Size (in.)	Part No.	Fitting Thread Size	Dimensions (in.)				
			Overall Length	Exposed Length	Hex Size	Largest Diameter	Wt. (LB.) P/Piece
3/8	TC-372	3/8-18 NPSF	D	E	F	G	0.14

NPSF – National Pipe Straight Fuel

Quick Coupling Division