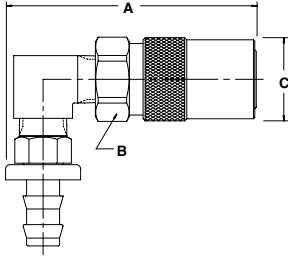



# Hydraulic Quick Couplings

# Mold Coolant Line Couplings Moldmate Series

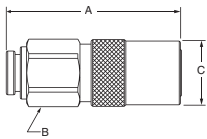

## 90 Degree



Body Size (in.)	Part No. Brass		Part No. Brass		Hose I.D.	Overall Length	Hex Size	Largest Diameter	Dimensions (in.)					
	Non-valved	Wt. (LB.) P/Piece	Valved	Wt. (LB.) P/Piece					Overall Length	Hex Size	Largest Diameter			
	Non-valved			Valved										
	A	B	C	A	B	C								
1/4	PC214	0.13	PC214AV	0.14	1/4	1.78	0.56	0.71	1.98	0.56	0.71			
1/4	PC214-BP*	0.14	PC214AV-BP	0.14	1/4	1.78	0.56	0.71	1.98	0.56	0.71			
1/4	PC215	0.13	PC215AV	0.14	5/16	1.78	0.56	0.71	1.98	0.56	0.71			
1/4	PC216	0.14	PC216AV	0.15	3/8	1.78	0.56	0.71	1.98	0.56	0.71			
1/4	PC216-BP*	0.16	PC216AV-BP	0.17	3/8	1.80	0.56	0.71	2.00	0.56	0.71			
3/8	PC316	0.31	PC316V	0.31	3/8	2.78	0.88	0.96	2.78	0.88	0.96			
3/8	PC316-BP*	0.37	PC316V-BP	0.37	3/8	2.78	0.88	0.96	2.78	0.88	0.96			
3/8	PC318	0.33	PC318V	0.35	1/2	2.78	0.88	0.96	2.78	0.88	0.96			
3/8	PC318-BP*	0.37	PC318V-BP	0.39	1/2	2.80	0.88	0.96	2.80	0.88	0.96			
1/2	PC514	0.79	NA	-	1/2	3.50	1.12	1.21	-	-	-			
1/2	PC514-BP*	0.83	NA	-	1/2	3.50	1.12	1.21	-	-	-			
1/2	PC516	0.80	NA	-	3/4	3.50	1.12	1.21	-	-	-			
1/2	PC516-BP*	0.84	NA	-	3/4	3.50	1.12	1.21	-	-	-			

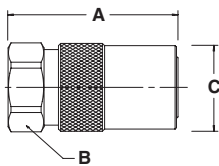

\* Suffix BP in part number denotes Push-Lok hose barb. Without suffix denotes standard hose barb. Push-Lok hose barbs are designed for use with Parker Push-Lok hose and do not require clamps. Valved Couplers can be used with either non-valved or valved nipples.

## Presto Cartridges



Body Size (in.)	Part No. Brass		Part No. Brass		Tube Size	Overall Length	Hex Size	Largest Diameter	Dimensions (in.)					
	For No-valving	Wt. (LB.) P/Piece	For Valving	Wt. (LB.) P/Piece					Overall Length	Hex Size	Largest Diameter			
	Non-valved			Valved										
	A	B	C	A	B	C								
1/4	PC204-P	0.13	PC204AV-P	0.14	1/4	1.78	0.56	0.71	1.78	0.56	0.71			
3/8	PC306-P	0.31	PC306AV-P	0.31	3/8	2.51	0.88	0.96	1.51	0.88	0.96			

## Sub Assemblies



Body Size (in.)	Part No. Brass		Part No. Brass		Thread Size NPTF	Overall Length	Hex Size	Largest Diameter	Dimensions (in.)					
	For No-valving	Wt. (LB.) P/Piece	For Valving	Wt. (LB.) P/Piece					Overall Length	Hex Size	Largest Diameter			
	Non-valved			Valved										
	A	B	C	A	B	C								
1/4	P208-01A	0.07	P201-01A	0.07	1/8-27	1.15	0.56	0.71	1.35	0.56	0.71			
3/8	P308-01A	0.21	P301-01A	0.21	1/4-18	1.84	0.88	0.96	1.84	0.88	0.96			
3/8	P308-01A-HF	0.20	-	-	3/8-18	1.84	0.88	0.96	-	-	-			
1/2	PC500	0.34	-	0.34	1/2-14	2.02	1.12	1.21	-	-	-			

Bodies are designed for use with valves retained by a hose barb. Valves and valve springs must be ordered separately. Assembly instructions 9090065 available.

## Valves

Body Size (in.)	Part No.	Material
1/4	3613001	Brass
3/8	P300-11S	Brass

## Valve Springs

Body Size (in.)	Part No.	Material
1/4	7820123	Stainless
3/8	P300-6	Stainless

## Replacement Seals

Seal Material	Body Size (in.)		
	1/4	3/8	1/2
* Silicone	P200-9A	P300-9A	P500-9A
* Fluorocarbon	P200-9AY	P300-9AY	-

\* Please note: Bulk seals are considered to be non-returnable.

Quick Coupling Division