

terms & conditions

Acceptance

Unless otherwise stated herein, quotations must be accepted by a purchase order or purchase order acknowledgement in writing within thirty (30) days from the date of the quotation or before shipment of product; whichever is first. All quantities are estimates only. The customer is responsible for actual item quantities required for completion of scope of work. Prices quoted are based upon quantity as indicated. All shipments are subject to prior approval of Purchaser's credit.

Terms of Payment

Terms are 2% ten (10) days or net thirty (30) days from invoice date, unless otherwise agreed to in writing. Retainage will not be accepted at any terms. All amounts due bear interest during the time they remain unpaid at a rate of 1.5% per month (18% per annum). If the Purchaser shall fail to make payments in accordance to the terms agreed upon, the Seller may defer further shipment until such payments are made or terminate the contract. The Seller may otherwise defer shipment, require payment for any shipment hereunder in advance or terminate the contract if the Purchaser's financial responsibility becomes unsatisfactory to the Seller. Minimum order is \$25.

Availability

Availability is based upon current inventory levels and production schedules as of the date of the quote. Actual availability can only be determined on the date the order is placed.

Sales Tax

Unless specifically stated otherwise, quoted prices do not include tax. We are required by law to collect all applicable state and local taxes on orders shipped within Minnesota, and on product the customer picks up at the seller's location. If Purchaser is tax exempt, Purchaser must submit certificate of exemption for Seller's files.

Liability & Warranty

Having no control over the use of the products of this quote, we assume no liability connected with their use. Under no circumstances is the Seller liable for any loss, damage, or expenses of any kind arising out of the use or inability to use our products. All products are covered by normal manufacturer's warranties. No representative of American Pump Company has the authority to waive, alter, or add provisions to this warranty. This warranty is EXPRESSLY IN LIEU OF ANY OTHER WARRANTIES, EXPRESSED OR IMPLIED, INCLUDING BUT NOT LIMITED TO, any implied warranty or merchantability or fitness for a particular purpose. The buyer's sole and exclusive remedy against American Pump Co., Inc. shall be for the repair or replacement, at the option of American Pump Co., Inc., of defective products as provided herein. No other remedy (including, but not limited to, incidental or consequential damages for lost profits, lost sales, injury to person or property, or any other incidentals or consequential loss) shall be available to buyer.

Price/Freight Rates

Freight is FOB Shipping Point unless stated otherwise. All freight quotes are estimates only and are subject to actual costs incurred. If the Purchaser requests product to be shipped to a location other than the quoted shipping point, Purchaser is responsible for additional freight costs. Orders that are in stock can be shipped the same day. Most orders are shipped UPS unless instructed otherwise. Oversized or heavy items are shipped via motor freight. If overnight or next day delivery is needed, Seller will ship merchandise by any available express service of Purchaser's choosing at Purchaser's expense.

Shipping Errors

Any error in weight, number or other specifications must be noted on the bill of lading, and any claim arising therefore must be made in writing within ten (10) days after the receipt by the Purchaser of the equipment, material or goods sold.

Cancellations

Any order is not subject to cancellation as a whole or in part, and is not subject to change without approval of the Seller. At the Seller's option, changes or cancellations may be made without extra charge on items on which work has not begun. Cancellations of any items on which work has begun will be accepted only upon payment of reasonable charges, taking into account expenses already incurred, and commitments already made by Seller.

Force Majeure

The Seller shall not be responsible for any direct or indirect damages whatsoever cause by the delays beyond the control of the Seller, and without limiting the generality of the foregoing it shall not be responsible for any damages due to delays cause by fires, strikes, lockouts, labor difficulties, material procedure delays, or any other cause beyond its control.

Damage in Shipment

Despite our best efforts, items may occasionally be damaged in transit. Freight carriers are liable for damages only when damage is indicated on the bill of lading before you sign for the shipment. Therefore, we recommend that you inspect the outside and contents of all cartons received. If any damage is found, write details on the bill of lading and save the shipment, including the outside container and inside packing material. Ask the delivery carrier to make an inspection immediately. Per ICC regulations, it is the responsibility of the consignee to file a damage claim with the carrier promptly after inspection.

Returned Material

The amount of credit, if any, allowed to the Purchaser for the materials returned, shall be the sole discretion of the Seller. Most items may be returned within 30 days of receipt. Please call, fax or write our Customer Service Department for a Return Authorization Number and shipping instructions prior to return. Our standard restocking charge is 25%. Shipping charges should be prepaid unless otherwise arranged in advance. All merchandise must be carefully packed and will be subject to a charge if

Wil-loc Assembly Instructions

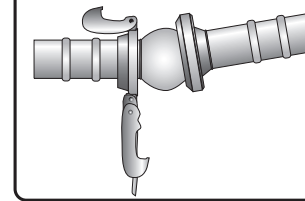
B- Style Assembly Procedure

Before coupling new fittings, lightly lubricate the O-Rings with a multipurpose, synthetic grease or a non-petroleum based rubber lubricant. This will extend the life of the O-Ring and provide a smoother, easier coupling action to your Wil-loc fitting

Step 1:

Insert the ball into the socket so that the ball seats loosely against the O-ring inside the socket.

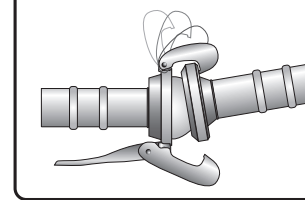
Step #1



Step 2:

Reach around the socket with the "short" locking jaw and seat its gripping edge securely into the grooved lip on the back side of the socket.

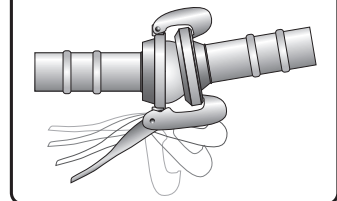
Step #2



Step 3:

While keeping tension on the "short" locking jaw so that it remains in place, open the lever arm attached to the "long" locking jaw so that it extends to reach behind the socket and seat securely into the groove lip.

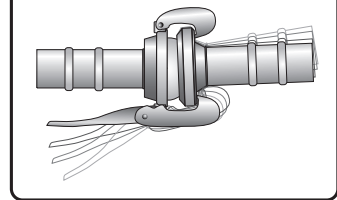
Step #3



Step 4:

Finally, ensure that the leading edge of the ball is aligned just enough so that it does not cut into the O-ring surface, then close the lever arm (or pull back towards the barbed hose shank) and lock the ball into the socket.

Step #4

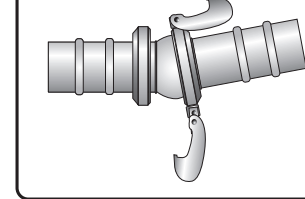


A- Style Assembly Procedure

Step 1:

Insert the ball into the socket so that the ball seats loosely against the O-ring inside the socket.

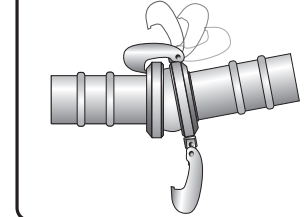
Step #1



Step 2:

Reach around the locking ring with the "short" locking jaw and seat its gripping edge securely into the grooved lip on the back side of the locking ring.

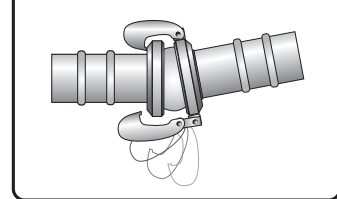
Step #2



Step 3:

While keeping tension on the "short" locking jaw so that it remains in place, extend the "long" locking jaw forward to reach behind the locking ring and seat the gripping edge securely into the grooved lip.

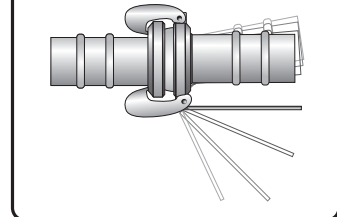
Step #3



Step 4*:

Finally, ensure that the leading edge of the ball is aligned just enough so that it does not cut into the O-ring surface, then (with 12" fittings) insert the leverage bar into the hole provided on the base of the "long" jaw and pull back toward the barbed shank to lock the ball into the socket.

Step #4



***NOTE:** 10" A-Style Wil-loc female/socket fittings have lever locking handles permanently attached to the "long" jaw mechanism. Locking action is similar to the B-Style lever arm.

GOODYEAR
RUBBER PRODUCTS INC.

Call Toll Free: **1-866-711-4673**
WebSales@GoodyearRubberProducts.com

**We Ship
World Wide**